










INDEPENDENT	IN
SHARE WITH AN ADULT	SA
SHARE ON GOOGLE CLASSROOM	GC



## PWPS Learning from Home Plan – Year 1

While at home, here are some activities to complete. Some activities require a device and these are optional to complete. We understand that every home is different, so please complete what you can. There is no expectation that every activity is complete.

### TERM 3, WEEK 1

English	Mathematics	Science & Technology	HSIE – Geography								
<p><b>Each day</b> read for 10 minutes. <b>(IN)</b> You may like to listen to the story <a href="#">The Koala Who Could</a>.</p> <p>After reading, pick one question to answer:</p> <ul style="list-style-type: none"> <li>○ What happened in the beginning, middle and end?</li> <li>○ What is an interesting fact or event? <b>(SA)</b></li> </ul> <p><b>Tuesday</b></p> <ul style="list-style-type: none"> <li>○ Watch the video about <a href="#">koalas</a>.</li> <li>○ Write a Sizzling Start about koalas. Include onomatopoeia (e.g. bounce). <b>(IN)</b></li> </ul>  <p><b>Wednesday</b></p> <ul style="list-style-type: none"> <li>○ Write 2 sentences about a koala's appearance. Describe what they look like and their classification. <b>(GC)</b></li> </ul>  <p><b>Thursday</b></p> <ul style="list-style-type: none"> <li>○ Write 2 sentences about a koala's diet. Describe what they eat. Try to include a rhetorical question. <b>(IN)</b></li> </ul>  <p><b>Friday</b></p> <ul style="list-style-type: none"> <li>○ Write 2 sentences about a koala's habitat. Describe where they live. <b>(IN)</b></li> </ul>  <p><b>Any day</b></p> <ul style="list-style-type: none"> <li>○ Log-on to <b>Reading Eggs</b> and complete the set task. <b>(IN)</b></li> </ul>	<p><b>Tuesday</b></p> <ul style="list-style-type: none"> <li>○ Log-on to <b>Maths Seeds</b> and complete the set task. <b>(IN)</b></li> <li>○ Create a table to collect data about the weather. Record the weather each day this week. <b>(IN)</b></li> </ul> <table border="1" style="margin-left: auto; margin-right: auto;"> <tr> <td>Tues</td> <td>Wed</td> <td>Thur</td> <td>Fri</td> </tr> <tr> <td style="height: 20px;"></td> <td></td> <td></td> <td></td> </tr> </table> <p><b>Wednesday</b></p> <p><b>Play 'Quick Flip and Add'</b></p> <ol style="list-style-type: none"> <li>1. Play with a partner or by yourself.</li> <li>2. Flip 2 cards.</li> <li>3. Add the 2 cards together.</li> <li>4. Whoever calls out the answer first keeps the cards. Who has the most cards at the end of the game?</li> <li>5. <b>Challenge:</b> Flip 3 or 4 cards and add them together. <b>(SA)</b></li> </ol> <p><b>Thursday</b></p> <ul style="list-style-type: none"> <li>○ Look around your house or outside. Find as many 2D shapes (triangles, squares, circles, etc.) as you can. Draw and label the 2D shapes you can see. <b>(IN)</b></li> </ul> <p><b>Friday</b></p> <ul style="list-style-type: none"> <li>○ Play 'Quick Flip and Add' again <b>(IN)</b></li> <li>○ Look at the data you have collected about the weather. How many days were sunny / cloudy / raining / windy? <b>(SA)</b></li> </ul>	Tues	Wed	Thur	Fri					<p>This term we will be learning about Earth's natural resources.</p> <p>Watch this video about <a href="#">natural resources</a>.</p> <p>Make a list or draw what we get from the Earth to help us live and survive. <b>(IN)</b></p> 	<p>When you go on a walk with your family, or when looking outside, look at all the built and natural features of the environment.</p> <ul style="list-style-type: none"> <li>○ <i>Built</i> – buildings, bridges, playgrounds</li> <li>○ <i>Natural</i> – trees, rivers, forests</li> </ul> <p>Draw what you see and label these built and natural features. <b>(IN)</b></p> 
Tues	Wed	Thur	Fri								
		Creative Arts – Visual Arts	PDHPE								
		<p>When you go on a walk with your family, collect objects such as stones, flowers, fallen leaves, twigs, feathers.</p> <p>Create an artwork using these objects. Take a photo and upload to Google Classroom. <b>(GC)</b></p>  	<p><b>Each day</b> go outside and go for a walk with your family. <b>(SA)</b></p>  <p>If you walk to the park, or at home, create some exercises you can do. <b>(IN)</b></p> <p>You might like to include:</p> <ul style="list-style-type: none"> <li>○ Star jumps</li> <li>○ Stretches</li> <li>○ Kicking or throwing and catching a ball</li> </ul>								

If you require support, please contact the school's email addressed as follows **Attention – CLASS NAME - TEACHER NAME** : [parramattwp.school@det.nsw.edu.au](mailto:parramattwp.school@det.nsw.edu.au)