







INDEPENDENT	IN
SHARE WITH AN ADULT	SA
SHARE ON GOOGLE CLASSROOM	GC



## PWPS Learning from Home Plan – Year 1

While at home, here are a range of activities to complete. We understand that every home is different, so please complete what you can. There is no expectation that every activity is complete. All activities require parent supervision appropriate to the activity.

### TERM 3, WEEK 10 – Monday 13<sup>th</sup> September & Tuesday 14<sup>th</sup> September, 2021

English	Mathematics	Science & Technology	HSIE – Geography																																																														
<p><b>Each day</b> read for 10 minutes. <b>(IN)</b> You may like to <a href="#">listen to one of these stories</a>.</p> <ul style="list-style-type: none"> <li>○ <b>After reading</b>, pick a character from the book and share if you would want to be their friend and why. <b>(SA)</b></li> </ul> <p><b>Monday</b></p> <ul style="list-style-type: none"> <li>○ Read and write words and sentences with the <b>ee</b> and <b>e_e</b> digraphs. Use the <a href="#">slides</a> and Jamboard on Google Classroom. <b>(IN)</b></li> <li>○ Watch the videos to help you say and read these sounds – <b>ee</b> and <b>e_e</b>.</li> <li>○ Words you could practise:</li> </ul> <table border="1" style="width: 100%; text-align: center; border-collapse: collapse;"> <thead> <tr> <th style="width: 50%;">ee</th> <th style="width: 50%;">e_e</th> </tr> </thead> <tbody> <tr> <td>seed</td> <td>delete</td> </tr> <tr> <td>deep</td> <td>athlete</td> </tr> <tr> <td>sheep</td> <td>concrete</td> </tr> <tr> <td>green</td> <td>theme</td> </tr> <tr> <td>three</td> <td>complete</td> </tr> </tbody> </table> <ul style="list-style-type: none"> <li>○ You might like to practise this every day!</li> </ul> <p><b>Tuesday</b></p> <ul style="list-style-type: none"> <li>○ Listen to the story '<b>Here and There</b>' and watch the <a href="#">video</a>.</li> </ul> <div style="display: flex; align-items: center;"> <div style="flex: 1;"> <ol style="list-style-type: none"> <li>1. Look at the 2 supermarket pictures in the video – one from Australia and a floating market in South-East Asia.</li> <li>2. Draw or write 1 thing that is similar (the same) and 1 thing that is different. <b>(SA)</b></li> </ol> </div> <div style="flex: 0.5; text-align: center;">  </div> </div> <p><b>Any day</b></p> <ul style="list-style-type: none"> <li>○ Log-on to <b>Reading Eggs</b> and complete the set task. <b>(IN)</b></li> </ul>	ee	e_e	seed	delete	deep	athlete	sheep	concrete	green	theme	three	complete	<p><b>Each day</b> roll 2 dice, add these numbers together. Is your total an odd or even number? Repeat 5 times. <b>(IN)</b></p> <p><b>Monday</b></p> <ul style="list-style-type: none"> <li>○ Listen to the story '<a href="#">Even Steven and Odd Todd</a>'.</li> </ul> <ol style="list-style-type: none"> <li>1. Complete the Jamboard on Google Classroom by circling the <b>even numbers</b> in green and the <b>odd numbers</b> in red.</li> <li>○ If you can't go online:</li> </ol> <table border="1" style="width: 100%; text-align: center; border-collapse: collapse;"> <tr><td>1</td><td>2</td><td>3</td><td>4</td><td>5</td><td>6</td><td>7</td><td>8</td><td>9</td><td>10</td></tr> <tr><td>11</td><td>12</td><td>13</td><td>14</td><td>15</td><td>16</td><td>17</td><td>18</td><td>19</td><td>20</td></tr> <tr><td>21</td><td>22</td><td>23</td><td>24</td><td>25</td><td>26</td><td>27</td><td>28</td><td>29</td><td>30</td></tr> <tr><td>31</td><td>32</td><td>33</td><td>34</td><td>35</td><td>36</td><td>37</td><td>38</td><td>39</td><td>40</td></tr> <tr><td>41</td><td>42</td><td>43</td><td>44</td><td>45</td><td>46</td><td>47</td><td>48</td><td>49</td><td>50</td></tr> </table> <ol style="list-style-type: none"> <li>1. Draw a number chart from 1 – 50.</li> <li>2. Circle the <b>even numbers</b> in green.</li> <li>3. Circle the <b>odd numbers</b> in red. <b>(IN)</b></li> </ol> <ul style="list-style-type: none"> <li>○ Do you notice a <i>pattern</i> with the odd and even numbers? Write down what you can see.</li> </ul> <p><b>Tuesday</b></p> <div style="display: flex; align-items: center;"> <div style="flex: 1;"> <ul style="list-style-type: none"> <li>○ Listen to the story '<a href="#">One is a Snail, Ten is a Crab</a>'.</li> <li>○ Use the Jamboard on Google Classroom to answer 1 question.</li> </ul> <ol style="list-style-type: none"> <li>1. Draw a picture to solve the problem.</li> <li>2. Write a number sentence to match your picture.</li> <li>3. <b>If you can't go online:</b> Solve this problem using any animal (e.g. spider, crab, dog): - I can see 10 feet at the farm. What animals can I see? <b>(IN)</b></li> </ol> <ul style="list-style-type: none"> <li>○ Log-on to Maths Seeds and complete the set task. <b>(IN)</b></li> </ul> </div> <div style="flex: 0.5; text-align: center;">  </div> </div>	1	2	3	4	5	6	7	8	9	10	11	12	13	14	15	16	17	18	19	20	21	22	23	24	25	26	27	28	29	30	31	32	33	34	35	36	37	38	39	40	41	42	43	44	45	46	47	48	49	50	<ol style="list-style-type: none"> <li>1. Watch the <a href="#">video</a> and listen to the instructions about how to complete the quiz.</li> <li>2. Complete the <b>Earth's Natural Resources Quiz</b> on Google Classroom. <b>(GC)</b></li> </ol> <div style="text-align: center; margin: 10px 0;">  </div>	<ul style="list-style-type: none"> <li>○ Watch the <a href="#">video</a> – 'Frog's Walk'.</li> <li>○ Answer the questions by writing and drawing:</li> </ul> <ol style="list-style-type: none"> <li>1. Where did Frog go?</li> <li>2. What did Frog see?</li> <li>3. What did Frog do? <b>(IN)</b></li> </ol> <div style="text-align: center; margin-top: 20px;">  </div>
ee	e_e																																																																
seed	delete																																																																
deep	athlete																																																																
sheep	concrete																																																																
green	theme																																																																
three	complete																																																																
1	2	3	4	5	6	7	8	9	10																																																								
11	12	13	14	15	16	17	18	19	20																																																								
21	22	23	24	25	26	27	28	29	30																																																								
31	32	33	34	35	36	37	38	39	40																																																								
41	42	43	44	45	46	47	48	49	50																																																								
		Creative Arts – Visual Arts	PDHPE																																																														
		<ul style="list-style-type: none"> <li>○ Listen to the story <a href="#">The Gruffalo</a>.</li> </ul> <div style="text-align: center; margin: 20px 0;">  </div> <ul style="list-style-type: none"> <li>○ Watch the <a href="#">video</a> to learn how to draw The Gruffalo. <b>(IN)</b></li> </ul>	<p><i>Do some exercise every day!</i></p> <ul style="list-style-type: none"> <li>○ Watch the <a href="#">video</a> and practise your <b>striking and racquet skills</b>. <b>(IN)</b></li> <li>○ Use a ball or rolled-up socks to see how many times you can keep the ball in the air:</li> </ul> <div style="text-align: center; margin: 10px 0;">  </div> <ol style="list-style-type: none"> <li>1. Practise tapping the ball with your hand.</li> <li>2. Use the bottom of your shoe as a racquet.</li> <li>3. Tap the ball with your shoe when standing on 1 leg.</li> </ol>																																																														

If you require support, please contact the school's email addressed as follows **Attention – CLASS NAME - TEACHER NAME** : [parramattwp.school@det.nsw.edu.au](mailto:parramattwp.school@det.nsw.edu.au)

INDEPENDENT	IN
SHARE WITH AN ADULT	SA
SHARE ON GOOGLE CLASSROOM	GC



## PWPS Learning from Home Plan – Year 1

While at home, here are a range of activities to complete. We understand that every home is different, so please complete what you can. There is no expectation that every activity is complete. All activities require parent supervision appropriate to the activity.

### TERM 3, WEEK 10 – Wednesday 15<sup>th</sup> September, Thursday 16<sup>th</sup> September & Friday 17<sup>th</sup> September, 2021

English	Mathematics	Science & Technology	HSIE – Geography
<p><b>Each day</b> read for 10 minutes. <b>(IN)</b> You may like to <a href="#">listen to one of these stories</a>.</p> <ul style="list-style-type: none"> <li>○ <b>After reading</b>, talk about who would want to read this book and why. <b>(SA)</b></li> </ul> <p><b>Wednesday</b></p> <ul style="list-style-type: none"> <li>○ Watch the <a href="#">video</a> and follow the <a href="#">slides</a> to write <b>adverbial phrases</b> (to tell <i>when</i>, <i>where</i> or <i>how</i>). <b>(SA)</b></li> <li>1. Write down the sentences in your book.</li> <li>2. At the end of each sentence, write an <i>adverbial phrase</i> and <u>underline</u> it. (e.g. I lost my ball <u>at lunch</u>.) <ul style="list-style-type: none"> <li>- Go and fly your paper plane!</li> <li>- Press down on the fold.</li> </ul> </li> </ul> <p><b>Thursday</b></p> <ul style="list-style-type: none"> <li>○ Watch the <a href="#">video</a> or read the <a href="#">instructions</a> to learn <b>how to make a paper plane</b>. <b>(IN)</b></li> <li>1. Follow the instructions to make your own.</li> <li>○ Write the beginning of your procedure. <ol style="list-style-type: none"> <li>1. Write a <i>Sizzling Start</i>. Make your reader want to make a paper plane!</li> <li>2. Write a <i>list of materials</i> you need.</li> <li>3. Use the <a href="#">success criteria</a>. <b>(SA)</b></li> </ol> </li> </ul> <p><b>Friday</b></p> <ul style="list-style-type: none"> <li>○ Watch the <a href="#">video</a> and use the <a href="#">success criteria</a> to write your own procedure. <b>(GC)</b></li> <li>1. Write the <i>steps</i> to make a paper plane.</li> <li>2. Try to use <i>adverbial phrases</i>.</li> <li>3. Finish with an <i>exciting ending</i>.</li> <li>4. Share a photo/video of your paper plane!</li> </ul>	<p><b>Each day</b> roll 2 dice, add these numbers together. Is your total an odd or even number? Repeat 5 times. <b>(IN)</b></p> <p><b>Wednesday</b></p> <ul style="list-style-type: none"> <li>○ Listen to the story '<a href="#">One is a Snail, Ten is a Crab</a>' again.</li> <li>○ Use the Jamboard on Google Classroom to answer 1 question.</li> <li>1. Draw a picture to solve the problem.</li> <li>2. Write a number sentence to match your picture. (4 + 6 = 10)</li> <li>3. Write a sentence to explain your answer. (e.g. I can see 1 dog and 1 insect.)</li> <li>4. <u>If you can't go online</u>: Solve this problem using any animal (e.g. spider, crab, dog): <ul style="list-style-type: none"> <li>- I can see 12 legs at the beach. What animals can I see? <b>(IN)</b></li> </ul> </li> </ul> <p><b>Thursday</b></p> <ul style="list-style-type: none"> <li>○ Think about the animals in the story '<a href="#">One is a Snail, Ten is a Crab</a>'.</li> <li>○ Use the Jamboard on Google Classroom to answer 1 question.</li> <li>1. Follow the problem solving steps.</li> <li>2. Show all of your working on the Jamboard (e.g. number sentence, word sentence).</li> <li>3. Submit your work for feedback. <b>(GC)</b></li> </ul> <p><b>Friday</b></p> <ul style="list-style-type: none"> <li>○ Play some fun online number games! <ol style="list-style-type: none"> <li>1. <a href="#">Coconut Odd or Even</a></li> <li>2. <a href="#">Fruit Splat Odd or Even</a></li> <li>3. <a href="#">Number Patterns</a></li> </ol> </li> </ul>	<ul style="list-style-type: none"> <li>○ Watch '<a href="#">Easy Cereal Box Puzzle</a>' and '<a href="#">How to Make a Puzzle Out of a Recycled Box</a>'. </li> <li>○ Reuse a piece of paper or cardboard to make your own puzzle. An adult will need to help you cut out the pieces with scissors. <b>(SA)</b></li> <li>○ <i>What did you love about science this term?</i> Add your answer to the <a href="#">Padlet</a>. Share your favourite activity (e.g. take a photo or type a sentence). Include your name and class. <b>(IN)</b></li> </ul>	<ul style="list-style-type: none"> <li>○ Watch the <a href="#">video</a> to see all of the places that Frog visited.</li> <li>○ If you can, go on your own nature walk with your family. <b>(SA)</b> <ol style="list-style-type: none"> <li>1. Draw a map of your walk. Include the places you visited and the things you saw.</li> <li>2. You might like to take a toy on your walk too! </li> <li>3. If you can't go for a walk, draw your own map of Frog's walk.</li> </ol> </li> </ul>
		Creative Arts – Dance	PDHPE
		<ul style="list-style-type: none"> <li>○ Watch the <a href="#">video</a> to learn the line dance '<b>I love a rainy night</b>'.</li> <li>1. Practise the steps with Miss Stuart on the video.</li> <li>2. Perform the dance for your family.</li> <li>3. Challenge: Try to do the steps by yourself to the song '<a href="#">I love a rainy night</a>'. <b>(IN)</b></li> </ul>	<ul style="list-style-type: none"> <li>○ Go through the Jamboard on Google Classroom that explains the dangers at home that we need to be aware of. <ol style="list-style-type: none"> <li>1. Add sticky notes to the Jamboard on the 'safe house' slides.</li> <li>2. List the ways we can be safe in the bedroom, bathroom, kitchen or living room. <b>(GC)</b></li> </ol> </li> </ul>

If you require support, please contact the school's email addressed as follows **Attention – CLASS NAME - TEACHER NAME** : [parramattwp.school@det.nsw.edu.au](mailto:parramattwp.school@det.nsw.edu.au)