




INDEPENDENT	IN
SHARE WITH AN ADULT	SA
SHARE ON GOOGLE CLASSROOM	GC



PWPS Learning from Home Plan – Year 3

While at home, here are some activities to complete. Some activities require a device, and these are optional to complete. We understand that every home is different, so please complete what you can. There is no expectation that every activity is complete.

TERM 3, WEEK 10 (MONDAY/TUESDAY)

English	Mathematics	Science & Technology	HSIE - Geography
<p>Each day read a book for 20 minutes. (IN)</p> <p>Monday</p> <ul style="list-style-type: none"> ○ Watch the video about 'Figurative Language'. Write 1 or 2 sentences about what alliteration means. (IN) ○ Use this wheel to pick a random letter of the alphabet. Write a sentence with this letter using alliteration eg My <u>c</u>ute <u>c</u>at <u>c</u>uddles <u>c</u>ushions in the <u>c</u>osy <u>c</u>abinet. Do this 5 times using different letters (if you get the same letter, spin again). Use 'Many Marvelous Monsters' by Ed Heck for some examples of alliteration. (SA) <p>Tuesday</p> <ul style="list-style-type: none"> ○ Watch the video about hyperboles. Add a hyperbole to the 4 simple sentences below. (SA) <p>eg That movie was... That movie was the longest movie ever! The sentences are</p> <ol style="list-style-type: none"> 1) I am hungry... 2) That car cost... 3) He ran... 4) I am so tired... <ul style="list-style-type: none"> ○ Watch this video on idioms. Write down its definition (what it means) in your book. Then write down the 4 idioms you heard in the video. (IN) 	<p>Each day complete the Daily 10 Mental Maths Challenge or write 10 questions of your own and answer. (IN)</p> <p>Monday</p> <ul style="list-style-type: none"> ○ Write your multiplication facts for 4. Click this link and select one dice. Write the number down. Multiply the number by 4. Divide the number by 2 and then divide by 2 again. Write down the answer. (eg 6X4=24, 24÷2=12, 12÷2=6) What did you notice? Why did this happen? Write your answers in your book. (IN) ○ Challenge: Multiply by 6. How many times do you need to divide by 2 to return to the number you started with? Write down what you noticed in your book. ○ Complete assigned Mangahigh activity. (IN) <p>Tuesday</p> <ul style="list-style-type: none"> ○ Complete the quiz in Google Classroom. (GC) ○ Time yourself skip counting by 4s, 6s and 9s, until you get to the answer of 12 times the number. E.g., 12 x 4 = 36. Which times tables were you the quickest at? (SA) 	<p>Practise the Matter Chatter rap. Learn the words and then make up your own movements to go with the rap. Perform it for someone in your house. (SA)</p> <div style="text-align: center;">  </div>	<p>Think about everything you have learned in Geography this term. Complete the quiz on Google Classroom. (GC)</p>
		Creative Arts - Drama	PDHPE
		<p style="text-align: center;"><u>Mime Time</u></p> <p>Pretend you are doing the following, without speaking:</p> <ul style="list-style-type: none"> ○ Feeding the ducks, being attacked by one and falling into the water. ○ Walking through a creaky, spooky haunted house, opening a door, and being chased by a ghost. <div style="text-align: center;">  </div> <p>Perform it for someone and let them guess what is happening. (SA)</p>	<p>Think about what you have learnt this term on online safety. Make an information poster on cyber bullying and how to be safe online. Use these links for ideas Act eSafe & eSafety Kids (SA).</p> <div style="text-align: center;">  </div>

If you require support, please contact the school's email addressed as follows **Attention – CLASS NAME - TEACHER NAME:** parramattwp.school@det.nsw.edu.au








INDEPENDENT	IN
SHARE WITH AN ADULT	SA
SHARE ON GOOGLE CLASSROOM	GC



PWPS Learning from Home Plan – Year 3

While at home, here are some activities to complete. Some activities require a device, and these are optional to complete. We understand that every home is different, so please complete what you can. There is no expectation that every activity is complete.

TERM 3, WEEK 10 (WEDNESDAY/THURSDAY/FRIDAY)

English	Mathematics	Science & Technology	HSIE - Geography										
<p>Each day read a book for 20 minutes. (IN)</p> <p>Wednesday</p> <ul style="list-style-type: none"> Watch this video about idioms. These FOUR sentences have idioms in them. E.g., This homework was a piece of cake. Piece of cake is the EXPRESSION which means it was EASY. <u>Underline</u> the expression in the sentence and write what it means. (IN) Complete this Quiziz Task about Figurative Language. (GC) <p>Thursday</p> <ul style="list-style-type: none"> Use these homophones in the same sentence. e.g., Which witch turned out to be evil? (SA) Your turn: <table border="1" style="width: 100%; text-align: center;"> <tr> <td>piece and peace</td> <td>know and no</td> </tr> <tr> <td>which and witch</td> <td>hear and here</td> </tr> </table> <ul style="list-style-type: none"> These words have a spelling mistake or need to be another word. Fix them! <p><i>septemper buzy simle goverment Sydnee classroom educasion inviroment till wanna</i></p> <p>Friday</p> <ul style="list-style-type: none"> Watch BTN and write 5 quiz questions and their answers. Choose a story on BTN, make your own mind map with at least 5 facts the reporter told us. You can decorate your mind map and add colour and pictures if you like. (IN) 	piece and peace	know and no	which and witch	hear and here	<p>Each day complete the Daily 10 Mental Maths Challenge</p> <p>Wednesday</p> <ul style="list-style-type: none"> Leo the Rabbit is climbing up a flight of 10 steps. He can only hop up 1 or 2 steps each time. He never hops down, only up. How many ways can Leo hop up the flight of 10 steps? Draw your solutions in your book (SA) Try making Pixel Art using maths in your Google classroom (GC) <p>Thursday</p> <ul style="list-style-type: none"> Make arrays for the following number sentences $4 \times 3 = 12$ and $3 \times 4 = 12$ (Level 2: Try $8 \times 9 = \bullet$) <div style="text-align: center;">  <p>3X3=9</p> </div> <ul style="list-style-type: none"> Use the items in your array to make groups that show the inverse number sentence $12 \div 3$ and $12 \div 4$. Use blocks or pencils to show it, or use this to help (Level 2 try $30 \times 4 = \bullet$ so $\bullet \div 4 = 30$) (IN) <p>Friday</p> <ul style="list-style-type: none"> Find objects in your home that show arrays e.g, egg cartons or Lego blocks. Find at least 5 examples. For each, write down 1 multiplication fact and 1 way you could divide the array e.g $2 \times 6 = 12$, $12 \div 2 = 6$ (SA) <div style="text-align: center;">  </div>	<p>Watch Mrs Lewis make jelly.</p> <p>Complete the questions about what you saw on Google Classroom or write some questions and answers in your book. (GC)</p> <div style="text-align: center;">  </div>	<p>Watch Daisy's video. Answer the questions in your book.</p> <ol style="list-style-type: none"> Is Daisy's life same or different to yours? How far do your parents travel to buy food? How far do you travel to play with your family and friends? What are some of your hobbies? How far is your nearest hospital? (SA) 						
piece and peace	know and no												
which and witch	hear and here												
		Creative Arts – Visual Arts	PDHPE										
		<p>Draw a picture with any food item. (IN)</p> <div style="display: grid; grid-template-columns: 1fr 1fr; gap: 10px;">     </div>	<p>Let's dance and move through the last week of term. (IN)</p> <table border="1" style="width: 100%; text-align: center;"> <tr> <td>Monday</td> <td>Cardio workout</td> </tr> <tr> <td>Tuesday</td> <td>Cha Cha Slide</td> </tr> <tr> <td>Wednesday</td> <td>Fitness workout</td> </tr> <tr> <td>Thursday</td> <td>Just Dance That Power</td> </tr> <tr> <td>Friday</td> <td>Aerobics</td> </tr> </table>	Monday	Cardio workout	Tuesday	Cha Cha Slide	Wednesday	Fitness workout	Thursday	Just Dance That Power	Friday	Aerobics
Monday	Cardio workout												
Tuesday	Cha Cha Slide												
Wednesday	Fitness workout												
Thursday	Just Dance That Power												
Friday	Aerobics												

If you require support, please contact the school's email addressed as follows **Attention – CLASS NAME - TEACHER NAME:** parramattwp.school@det.nsw.edu.au