





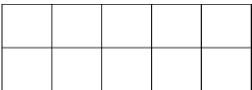





PWPS Learning from Home Plan – Kindergarten

While at home, here are some activities to complete. Some activities require a device and these are optional to complete. We understand that every home is different, so please complete what you can. There is no expectation that every activity is completed.







INDEPENDENT	IN
SHARE WITH AN ADULT	SA
SHARE ON GOOGLE CLASSROOM	GC



Term 3 – Week 2 – Monday&Tuesday

English	Mathematics	Science & Technology	HSIE									
<p>Everyday</p> <ul style="list-style-type: none"> Read or listen to onlinestory. Do the set task on Reading Eggs. (IN) Do one activity from your 'Sight Word Grid' (IN)  <table border="1" style="margin: 10px auto;"> <tr> <th colspan="3">Week 2 Sight Words</th> </tr> <tr> <td>was</td> <td>each</td> <td>that</td> </tr> <tr> <td>there</td> <td>how</td> <td>with</td> </tr> </table> <p>Monday</p> <p>The Rainbow Fish by Marcus Pfister</p> <ul style="list-style-type: none"> Look at the cover. Predict: <i>What will happen in the story?</i> <i>Why do you think that?</i> Listen or read the story. Find interesting words from the story. Talk about what the words mean (SA)  <p>Tuesday</p> <ul style="list-style-type: none"> Read <i>The Rainbow Fish</i> again. Draw 3 pictures for the: <u>beginning</u>, <u>middle</u> and <u>end</u> of the story Retell: Talk about what happened at the beginning, middle and end of the story? (SA) Write a sentence about what is happening in each of your pictures. (SA)  <p>Click the following link for resources to help with your retell. https://docs.google.com/presentation/d/1laWcuhKPDITAWn-h0oQfeJA3b6b7mejvfmfiglH70IY/copy</p>	Week 2 Sight Words			was	each	that	there	how	with	<p>Everyday</p> <ul style="list-style-type: none"> Math seeds. Do one activity (IN) (20mins). Write the numbers from 1 – 30. Count forwards and backwards In the range of 1 – 30.  <p>Monday</p> <ul style="list-style-type: none"> Draw a ten-frame like this one: <div style="text-align: center;">   </div> <ul style="list-style-type: none"> Roll a dice Show the number on your ten-frame Challenge: <i>how can you show this number in a different way?</i> Repeat. (IN) <p>Tuesday</p> <ul style="list-style-type: none"> Ask an adult to give you a number between 11 and 20. Find objects to match your number e.g. 12 pencils or 12 socks. Use your objects to show the number. <i>What is the best way to show your number?</i> E.g. ten frame or dice pattern. (IN) Tell your family about your number. Say your number sentence like this; "10 and 2 more makes 12." Repeat. (SA) 	<p>Monday</p> <ul style="list-style-type: none"> Sing or listen to 'Living Things' from last term's topic. To learn about this term's topic 'Materials', click here: https://docs.google.com/presentation/d/18VEmyM0LNV5kKDAAd_CG_9R5zSnE1aV07v6YUj8rAMM/copy#slide=id.p1 (SA) 	<p>Tuesday</p> <p>Health & Development</p> <ul style="list-style-type: none"> Nutrition: watch video on good foods: https://www.youtube.com/watch?v=5dR22hbln6w Discuss: <i>What are healthy foods?</i> <i>What are unhealthy foods?</i> <i>How does eating healthy help us stay active?</i>  <ul style="list-style-type: none"> Make an A4 poster of healthy foods. You can draw your favourite healthy foods. <p>Assignment: Upload a photo of your work to google classrooms. (GC)</p>  
Week 2 Sight Words												
was	each	that										
there	how	with										
		Creative Arts	PDHPE									
		<p>Monday</p> <ul style="list-style-type: none"> Make your online clown fish painting. Click here: http://www.hellokids.com/c_32701/coloring-pages/animal-coloring-pages/sea-animals-coloring-pages/clown-fish Click the left green tab to save your painting. <i>Why did you choose those colours?</i> Tell an adult (SA) 										

Term 3 – Week 2 – Wednesday, Thursday & Friday

English	Mathematics	Science & Technology	HSIE
<p><u>Do not forget your Everyday Activities</u></p> <p><u>Wednesday</u></p> <ul style="list-style-type: none"> <input type="checkbox"/> Watch Fish! <input type="checkbox"/> Talk about differences between: The imaginative (fiction) text The Rainbow Fish and the factual (non-fiction) text Fish. <ul style="list-style-type: none"> - Which story is made up? - Which is real information? - Why do you think this was written? - What did you learn from the non-fiction text? <input type="checkbox"/> Write key words you have learnt about fish into your Recording Information Template under the headings (attached). (SA)  <p><u>Thursday</u></p> <ul style="list-style-type: none"> <input type="checkbox"/> Read the information you wrote yesterday on your Recording Information Sheet. <input type="checkbox"/> Choose 2 headings and write your words into sentences. <i>E.g. Fish live in the water. They have two fins and scales all over their body.</i> <p>Assignment: Upload a photo of your work on google classroom. (GC)</p> <p><u>Friday</u></p> <ul style="list-style-type: none"> <input type="checkbox"/> Draw a picture of your favourite activity this week.  <input type="checkbox"/> Write a sentence about your activity and why you enjoyed it. (IN) 	<p><u>Do not forget your Everyday Activities</u></p> <p><u>Wednesday</u></p> <ul style="list-style-type: none"> <input type="checkbox"/> We are learning about 3D Shapes. 3D shapes are solid not flat.  <ul style="list-style-type: none"> <input type="checkbox"/> Watch this to learn more: https://www.youtube.com/watch?v=guNdJ5MtX1A <input type="checkbox"/> Can you find any 3D shapes in your house? Tell an adult what the shape looks like. <i>E.g. is it round or does it have straight edges?</i> (SA) <p><u>Thursday</u></p> <ul style="list-style-type: none"> <input type="checkbox"/> Find 10 objects around your home <i>E.g. cereal box, tissue box, orange, ball, candle, pencil etc.</i> <input type="checkbox"/> Sort objects by their shape e.g. box, ball <input type="checkbox"/> What do you notice about your different groups. <i>E.g. "All these objects are round like a ball."</i> (SA) <input type="checkbox"/> Try to move these objects. <i>How do they move? Do they roll or slide?</i> <input type="checkbox"/> Can you think of different ways to sort your objects? (SA) <p><u>Friday</u></p> <ul style="list-style-type: none"> <input type="checkbox"/> Choose 5 or more 3D objects from home <input type="checkbox"/> Try to build something with your objects. <input type="checkbox"/> Before you start, think about what your objects can do. <i>Can you put them on top of each other or will they fall?</i> <p>Assignment: Take a photo of your creation and upload it to google classroom. (GC)</p>	<p><u>Wednesday</u></p> <ul style="list-style-type: none"> <input type="checkbox"/> Name and draw 3 different places you belong to (e.g. school, home, sport team). (IN) <input type="checkbox"/> Write a sentence explaining what you like about one of these places. (GC) <p>Assignment: Upload a photo of your work to google classrooms so your teacher can see your work. (GC)</p> <ul style="list-style-type: none"> <input type="checkbox"/> Talk about how belonging to a place makes you feel. (SA) 	<p><u>Wednesday</u></p> <ul style="list-style-type: none"> <input type="checkbox"/> Name and draw 3 different places you belong to (e.g. school, home, sport team). (IN) <input type="checkbox"/> Write a sentence explaining what you like about one of these places. (GC) <p>Assignment: Upload a photo of your work to google classrooms so your teacher can see your work. (GC)</p> <ul style="list-style-type: none"> <input type="checkbox"/> Talk about how belonging to a place makes you feel. (SA)
		Creative Arts	PDHPE
		<p><u>Optional Extra</u></p> <p>Make a paper plate fish. Click here: https://www.youtube.com/watch?v=L_Ooga8Vjls (IN)</p> <ul style="list-style-type: none"> <input type="checkbox"/> To colour your fish, you can: <ul style="list-style-type: none"> ➢ Cut and paste small size coloured tissue paper. <p align="center">OR</p> <ul style="list-style-type: none"> ➢ Use paint or crayons to draw scales. <p align="center">OR</p> <ul style="list-style-type: none"> ➢ cut a toilet roll vertically in half, dip it in paint and make scales by stamping it on the fish.  (IN)	<p align="center"><u>Choose one activity Everyday</u></p> <p><u>Fundamental Movement</u></p> <ul style="list-style-type: none"> <input type="checkbox"/> Put a cushion (or small pillow) on your head. Walk from where you sleep to the fridge without it falling off! (IN)  <input type="checkbox"/> Put a pencil on the floor. Try and jump over it. Turn and try to jump back over the pencil. Keep your feet together when jumping. (IN) <input type="checkbox"/> Get two shoes and put them 1 metre apart. Stand at one shoe and hop to the other. Hop back again. (IN) <input type="checkbox"/> Find a spoon and a round object e.g. ball. Balance the object on your spoon like an egg and spoon race. (IN) <input type="checkbox"/> Go for a walk with your family. (SA) 

Recording Information Template

Sea Creature: _____




What does it look like?



Where does it live?



What does it eat?



What is special about it?

