








INDEPENDENT	IN
SHARE WITH AN ADULT	SA
SHARE ON GOOGLE CLASSROOM	GC



PWPS Learning from Home Plan – Year 1

While at home, here are some activities to complete. Some activities require a device and these are optional to complete. We understand that every home is different, so please complete what you can. There is no expectation that every activity is complete.

TERM 3, WEEK 2 – Monday 19th July & Tuesday 20th July, 2021

English	Mathematics	Science & Technology	HSIE – Geography												
<p>Each day read for 10 minutes. (IN) You may like to listen to the story Echidna Jim went for a swim.</p> <p>○ After reading make a connection: Does this book remind you of something you have already read or watched? (SA)</p>  <p>Monday</p> <p>○ Read and write words and sentences with the a_e and i_e split digraphs. Use the slides on Google Classroom. (GC)</p> <p>○ Words you could practise:</p> <table border="1" style="width: 100%; text-align: center;"> <thead> <tr> <th style="background-color: black; color: white;">a_e</th> <th style="background-color: black; color: white;">i_e</th> </tr> </thead> <tbody> <tr> <td>shape</td> <td>bike</td> </tr> <tr> <td>chase</td> <td>prize</td> </tr> <tr> <td>bake</td> <td>time</td> </tr> <tr> <td>maze</td> <td>smile</td> </tr> <tr> <td>cape</td> <td>spike</td> </tr> </tbody> </table> <p>○ You might like to practise this every day!</p> <p>Tuesday</p> <p>○ Watch the video about echidnas.</p> <p>○ Share an interesting fact with an adult. (SA)</p> <p>○ Write a Sizzling Start about echidnas. Include onomatopoeia (e.g. sniff). (IN)</p> 	a_e	i_e	shape	bike	chase	prize	bake	time	maze	smile	cape	spike	<p>Each day choose a 2-digit number (e.g. 13, 28, 65). Write the number before and after and partition it into tens and ones. (IN) If you need help, look at Number of the Day on Google Classroom.</p> <p>Monday</p> <p>○ Play 'Flip Card'. (SA)</p>  <ol style="list-style-type: none"> Divide number cards into 2 piles. Flip over 2 cards and make a 2-digit number (e.g. 3 and 2 = 32). Make the number using various objects or by drawing the number (blocks, counters, pasta, Lego). <p>Tuesday</p> <p>○ Play 'Flip Card' again. (SA)</p> <p>○ Log-on to Maths Seeds and complete the set task. (IN)</p>	<p>Let's find out a bit more about Earth's natural resources.</p> <p>Watch the video – 'What's on your plate?' (IN)</p> 	<p>Tuesday</p> <p>Watch the Dreamtime story Tiddalick the Frog.</p> <p>Make a list of the natural features of the place in this video (e.g. rivers, trees). You might like to add pictures (GC)</p> 
a_e	i_e														
shape	bike														
chase	prize														
bake	time														
maze	smile														
cape	spike														
		<p style="background-color: blue; color: white; text-align: center; padding: 5px;">Creative Arts – Dance</p> <p>Watch the video to learn the dance Poppin' Bubbles. (IN)</p>  <p>You might like to perform the dance for someone at home!</p>	<p style="background-color: purple; color: white; text-align: center; padding: 5px;">PDHPE</p> <p>Why is it important to take turns?</p> <p>Watch the video.</p> <p>Write down why you think it is important to take turns at school, when talking to someone or when playing a game. (IN)</p> 												

INDEPENDENT	IN
SHARE WITH AN ADULT	SA
SHARE ON GOOGLE CLASSROOM	GC



PWPS Learning from Home Plan – Year 1

While at home, here are some activities to complete. Some activities require a device and these are optional to complete. We understand that every home is different, so please complete what you can. There is no expectation that every activity is complete.

TERM 3, WEEK 2 – Wednesday 21st July, Thursday 22nd July & Friday 23rd July, 2021

English	Mathematics	Science & Technology	HSIE – Geography
<p>Each day read for 10 minutes. (IN) You may like to listen to the story The emu and the platypus.</p> <ul style="list-style-type: none"> After reading, draw or write a description of the story's setting. (SA) <p>Wednesday</p> <ul style="list-style-type: none"> Practise reading a_e and i_e words by playing Dragon's Den. Select 'Phase 5' and the a_e or i_e words. (IN) Write 2-3 sentences about an echidna's appearance. Describe what they look like and their classification. (IN) <p>Thursday</p> <ul style="list-style-type: none"> Write 2-3 sentences about an echidna's diet. Describe what they eat. Don't forget to check your punctuation (full stops, capital letters, question marks). (GC) <p>Friday</p> <ul style="list-style-type: none"> Write 2-3 sentences about an echidna's habitat. Describe where they live. Try to include a rhetorical question. (IN) <p>Any day</p> <ul style="list-style-type: none"> Log-on to Reading Eggs and complete the set task. (IN) 	<p>Each day choose a 2-digit number (e.g. 13, 28, 65). Write the number before and after and partition it into tens and ones. (IN) If you need help, look at Number of the Day on Google Classroom.</p> <p>Wednesday</p> <ul style="list-style-type: none"> Watch the video 'All around the farm'. Look at the picture on Google Classroom and answer the questions about where the different objects are. (GC) <p>Thursday</p> <ul style="list-style-type: none"> Make an obstacle course at home or outside. Instruct a family member to complete the course by using positional language. You could use pencils, chairs, a table, cups, cushions, toys, etc. (SA) “Go around the chair.” “Take 3 steps to the right.” “Go under the table.” <p>Friday</p> <ul style="list-style-type: none"> Make a map from your front door to your kitchen. Write directions for someone to follow using positional language. (SA) You might write instructions such as: <ul style="list-style-type: none"> Take 3 steps forward. Go around the table. 	<p>Choose something that you like to eat.</p> <p>Draw and label a flow chart showing 3 of the steps needed to make it. (SA)</p> <p>For example:</p> <div style="display: flex; justify-content: space-around; align-items: center;"> <div style="text-align: center;"> cow </div> <div style="text-align: center;"> milk </div> <div style="text-align: center;"> cheese </div> </div> <div style="display: flex; justify-content: space-around; align-items: center; margin-top: 10px;"> <div style="text-align: center;"> soil </div> <div style="text-align: center;"> bean plant </div> <div style="text-align: center;"> beans </div> </div>	<p>Watch the video We're going on a bunyip hunt (enter the code 1236 to watch).</p> <p>Draw a map, including the natural features you pass on the way to the Bunyip's waterhole. (IN)</p>
		Creative Arts – Visual Arts	PDHPE
		<p>Draw an echidna. (IN)</p> <p>Follow the directions by watching the video.</p>	<p>Do some exercise every day! Watch the video and follow the 5 minute workout. (IN)</p> <p>If you can't watch the video, create your own workout! You might include:</p> <ul style="list-style-type: none"> Running on the spot Star jumps Marching Skipping Balancing on 1 leg