









INDEPENDENT	IN
SHARE WITH AN ADULT	SA
SHARE ON GOOGLE CLASSROOM	GC



## PWPS Learning from Home Plan – Year 2

While at home, here are some activities to complete. Some activities require a device and these are optional to complete. We understand that every home is different, so please complete what you can. There is no expectation that every activity is complete.

### TERM 3, WEEK 2 – Monday 19<sup>th</sup> July & Tuesday 20<sup>th</sup> July, 2021

English	Mathematics	Science & Technology	HSIE – Geography										
<p><b>Each day</b> read for 10 minutes. <b>(IN)</b> You may like to listen to the story <a href="#">The bad-tempered ladybird</a>.</p> <p>○ After reading make a connection: Does this book remind you of something you have already read or watched? <b>(SA)</b></p>  <p><b>Monday</b></p> <p>○ Read and write words and sentences that follow the 'bossy e' rule. Use the slides on Google Classroom. <b>(GC)</b></p> <p>○ Words you could practise:</p> <table border="1" style="width: 100%;"> <thead> <tr> <th colspan="2">Words that follow the 'bossy e' rule</th> </tr> </thead> <tbody> <tr> <td>rake</td> <td>lime</td> </tr> <tr> <td>shake</td> <td>ride</td> </tr> <tr> <td>whale</td> <td>shine</td> </tr> <tr> <td>place</td> <td>slime</td> </tr> </tbody> </table> <p>○ You might like to practise this every day!</p> <p><b>Tuesday</b></p> <p>○ Watch the video about <a href="#">ladybirds</a>.</p> <p>○ Share an interesting fact with an adult. <b>(SA)</b></p> <p>○ Write a Sizzling Start about ladybirds. Include interesting adjectives and verbs. <b>(IN)</b></p> 	Words that follow the 'bossy e' rule		rake	lime	shake	ride	whale	shine	place	slime	<p><b>Each day</b> play <a href="#">Place Value Basketball</a> if you can. Practise partitioning numbers into hundreds, tens and ones. <b>(IN)</b></p> <p><b>Monday</b></p> <p>○ Watch the videos on how to round numbers to the nearest <a href="#">ten</a> or <a href="#">hundred</a>.</p> <p>○ Play 'Rounding to 10'. <b>(SA)</b></p>  <ol style="list-style-type: none"> <li>Roll 2 dice to make a 2-digit number. (e.g. If you roll 6 and 8 you make 68).</li> <li>Write down your number and now round the number to the nearest 10.</li> <li>Remember:</li> </ol>  <ol style="list-style-type: none"> <li>Now try rolling the dice 3 times to make a 3-digit number and try rounding to the nearest hundred.</li> </ol> <p><b>Tuesday</b></p> <p>○ Play 'Rounding to 10' again. <b>(SA)</b></p> <p>○ Log-on to <b>Maths Seeds</b> and complete the set task. <b>(IN)</b></p>	<p>Let's find out a bit more about Earth's natural resources.</p> <p>Watch the <a href="#">video</a> – 'What's on your plate?' <b>(IN)</b></p> 	<p><b>Tuesday</b></p> <p>Watch the Dreamtime story <a href="#">Tiddalick the Frog</a>.</p> <p>Make a list of the natural features of the place in this video (e.g. rivers, trees). You might like to add pictures <b>(GC)</b></p> 
Words that follow the 'bossy e' rule													
rake	lime												
shake	ride												
whale	shine												
place	slime												
		<p><b>Creative Arts – Dance</b></p> <p>Watch the video to learn the dance <a href="#">Poppin' Bubbles</a>. <b>(IN)</b></p>  <p>You might like to perform the dance for someone at home!</p>	<p><b>PDHPE</b></p> <p>Why is it important to take turns?</p> <p>Watch the <a href="#">video</a>.</p> <p>Write down why you think it is important to take turns at school, when talking to someone or when playing a game. <b>(IN)</b></p> 										

If you require support, please contact the school's email addressed as follows **Attention – CLASS NAME - TEACHER NAME** : [parramattwp.school@det.nsw.edu.au](mailto:parramattwp.school@det.nsw.edu.au)

INDEPENDENT	IN
SHARE WITH AN ADULT	SA
SHARE ON GOOGLE CLASSROOM	GC



## PWPS Learning from Home Plan – Year 2

While at home, here are some activities to complete. Some activities require a device and these are optional to complete. We understand that every home is different, so please complete what you can. There is no expectation that every activity is complete.

### TERM 3, WEEK 2 – Wednesday 21<sup>st</sup> July, Thursday 22<sup>nd</sup> July & Friday 23<sup>rd</sup> July, 2021

English	Mathematics	Science & Technology	HSIE – Geography
<p><b>Each day</b> read for 10 minutes. <b>(IN)</b> You may like to listen to the story <a href="#">The very busy spider</a>.</p> <ul style="list-style-type: none"> <li>After reading, draw or write a description of the story's setting. <b>(SA)</b></li> </ul> <p><b>Wednesday</b></p> <ul style="list-style-type: none"> <li>Practise reading words by playing <a href="#">Dragon's Den</a>. Select 'Phase 5' and the a_e and i_e words. <b>(IN)</b></li> <li>Write 3-4 sentences about a ladybird's appearance. <b>(IN)</b></li> </ul> <p><b>Thursday</b></p> <ul style="list-style-type: none"> <li>Write 3-4 sentences about a ladybird's diet. Describe what they eat. Check your punctuation (full stops, capital letters, question marks). <b>(GC)</b></li> </ul> <p><b>Friday</b></p> <ul style="list-style-type: none"> <li>Write 3-4 sentences about an ladybird's habitat. Describe where they live. Try to include onomatopoeia. <b>(IN)</b></li> </ul> <p><b>Any day</b></p> <ul style="list-style-type: none"> <li>Log-on to <b>Reading Eggs</b> and complete the set task. <b>(IN)</b></li> </ul>	<p><b>Each day</b> play <a href="#">Place Value Basketball</a> if you can. Practise partitioning numbers into hundreds, tens and ones. <b>(IN)</b></p> <p><b>Wednesday</b></p> <ul style="list-style-type: none"> <li>Watch the <a href="#">video</a>.</li> <li>Look at the picture on Google Classroom and answer the questions about the position of different objects. <b>(GC)</b></li> </ul> <p><b>Thursday</b></p> <ul style="list-style-type: none"> <li>Follow directions using positional language by playing <a href="#">Hungry Pirates</a>. <b>(IN)</b></li> <li>Create a map of your bedroom. Make sure the objects are in the correct position! <b>(IN)</b></li> </ul> <p><b>Friday</b></p> <ul style="list-style-type: none"> <li>Make an obstacle course at home. Instruct a family member to complete the course by using positional language. You could use pencils, chairs, a table, cups, cushions, toys, etc. <b>(SA)</b></li> </ul> <ul style="list-style-type: none"> <li>“Go around the chair.”</li> <li>“Take 3 steps to the right.”</li> <li>“Go under the table.”</li> </ul>	<p>Choose something that you like to eat.</p> <p>Draw and label a flow chart showing 3 of the steps needed to make it. <b>(SA)</b></p> <p>For example:</p> <div style="display: flex; justify-content: space-around; align-items: center;"> <div style="text-align: center;">  cow         </div> <div style="text-align: center;">  milk         </div> <div style="text-align: center;">  cheese         </div> </div> <div style="display: flex; justify-content: space-around; align-items: center; margin-top: 10px;"> <div style="text-align: center;">  soil         </div> <div style="text-align: center;">  bean plant         </div> <div style="text-align: center;">  beans         </div> </div>	<p>Watch the video <a href="#">We're going on a bunyip hunt</a> (enter the code <b>1236</b> to watch).</p> <p>Draw a map, including the natural features you pass on the way to the Bunyip's waterhole. <b>(IN)</b></p>
		Creative Arts – Visual Arts	PDHPE
		<p>Draw a ladybird. <b>(IN)</b></p> <p>Follow the directions by watching the <a href="#">video</a>.</p>	<p>Do some exercise every day! Watch the <a href="#">video</a> and follow the 5 minute workout. <b>(IN)</b></p> <p>If you can't watch the video, create your own workout! You might include:</p> <ul style="list-style-type: none"> <li>Running on the spot</li> <li>Star jumps</li> <li>Marching</li> <li>Skipping</li> <li>Balancing on 1 leg</li> </ul>

If you require support, please contact the school's email addressed as follows **Attention – CLASS NAME - TEACHER NAME** : [parramattwp.school@det.nsw.edu.au](mailto:parramattwp.school@det.nsw.edu.au)