





INDEPENDENT	IN
SHARE WITH AN ADULT	SA
SHARE ON GOOGLE CLASSROOM	GC



## PWPS Learning from Home Plan – Year 3

While at home, here are some activities to complete. Some activities require a device and these are optional to complete. We understand that every home is different, so please complete what you can. There is no expectation that every activity is complete.

### TERM 3, WEEK 2 (MONDAY/TUESDAY)

English	Mathematics	Science & Technology	HSIE - Geography						
<p><b>Each day</b> read a book for 20 minutes. <b>(IN)</b></p> <p><b>Monday</b></p> <ul style="list-style-type: none"> <li>Choose 3 sentences from the book you're reading. What tense are they? Rewrite them in the future tense. <b>(IN)</b></li> <li>What are pronouns? (she, he, we, they etc.) List 8-10 pronouns from the book you are reading or think of some yourself. <b>(IN)</b></li> </ul> <p><b>Tuesday</b></p> <ul style="list-style-type: none"> <li>Using the word 'fire', write 2 statements, 2 questions and 2 exclamations. <b>(IN)</b></li> <li>Write the names of 5-8 Sydney suburbs you know. Remember to begin them with capital letters. <b>(SA)</b></li> </ul>	<p><b>Each day</b> complete the <a href="#">Daily 10 Mental Maths Challenge</a> or create ten questions of your own and answer. <b>(IN)</b></p> <p><b>Monday</b></p> <ul style="list-style-type: none"> <li>Practise your 2 times tables on the grid. Complete one column each night <b>(GC)</b></li> <li>Watch <a href="#">Year 3 Angles by Math Online</a> Draw a table with 3 columns with headings right angle, obtuse angle, acute angle. Find objects in your home that have these angles. <b>(IN)</b></li> </ul> <table border="1" style="margin-left: auto; margin-right: auto;"> <thead> <tr> <th>Acute</th> <th>Right</th> <th>Obtuse</th> </tr> </thead> <tbody> <tr> <td>The hands on the clock at 2 o'clock</td> <td>The corner of my iPad</td> <td>The edge of the stairs</td> </tr> </tbody> </table> <p><b>Tuesday</b></p> <ul style="list-style-type: none"> <li>Watch <a href="#">Jump strategy</a>. Roll the dice and create two 3-digit numbers. Add these 2 numbers together using the jump strategy. Do this 5 times. <b>(SA)</b></li> <li>Complete the assigned task on Manga High <b>(IN)</b></li> </ul>	Acute	Right	Obtuse	The hands on the clock at 2 o'clock	The corner of my iPad	The edge of the stairs	<p>Watch <a href="#">how things can change from a solid to a liquid</a>.</p> <p>Now complete a solid to liquid scavenger hunt in the kitchen. Look around the kitchen - in the fridge and the pantry. Write a list of all the items that are solid which could be changed into liquid by heating (on the stove on in the microwave). <b>(IN)</b></p> 	<p>Watch the video on the <a href="#">7 Continents of the world</a>.</p> <p>Write down all the continents in the world.</p> <p>Which continent is Australia in? <b>(IN)</b></p> 
Acute	Right	Obtuse							
The hands on the clock at 2 o'clock	The corner of my iPad	The edge of the stairs							
		<p style="text-align: center;"><b>Creative Arts - Drama</b></p> <p>Select your favourite fairy tale or any fiction character. With an adult discuss and practice your character's walks, facial expressions and gestures.</p> <p>Think about:</p> <ul style="list-style-type: none"> <li>- What your character is called?</li> <li>- Where do they live?</li> <li>- How old are they?</li> <li>- How they move and speak?</li> </ul> <p>Practise pretending to be that character. <b>(SA)</b></p> 	<p style="text-align: center;"><b>PDHPE</b></p> <p>Cyber Safety – Online Footprint How much time have you spent online this week? Record it in the table. Then name the three websites you use most. Submit your work on Google Classroom <b>(GC)</b></p> 						

If you require support, please contact the school's email addressed as follows **Attention – CLASS NAME - TEACHER NAME** : [parramattwp.school@det.nsw.edu.au](mailto:parramattwp.school@det.nsw.edu.au)

INDEPENDENT	IN
SHARE WITH AN ADULT	SA
SHARE ON GOOGLE CLASSROOM	GC



## PWPS Learning from Home Plan – Year 3

While at home, here are some activities to complete. Some activities require a device and these are optional to complete. We understand that every home is different, so please complete what you can. There is no expectation that every activity is complete.

### TERM 3, WEEK 2 (WEDNESDAY/THURSDAY/FRIDAY)

English	Mathematics	Science & Technology	HSIE - Geography
<p><b>Each day</b> read a book for 20 minutes. <b>(IN)</b></p> <p><b>Wednesday</b></p> <ul style="list-style-type: none"> <li>Use the word 'water' to write a simple, compound and complex sentence. Repeat this with 3 other words of your choice. <b>(IN)</b></li> <li>Watch <a href="#">The Ghost of Annabel Spoon</a>. Create a CSI about the character Annabel Spoon. Complete it on Google Classroom. <b>(GC)</b></li> </ul> <p><b>Thursday</b></p> <ul style="list-style-type: none"> <li>Write 3 pieces of dialogue you hear today and punctuate with speech marks. <b>(IN)</b></li> <li>Draw a circle on the page and write your name in it. Around it, write and draw adjectives to describe your appearance and list things that interest you. <b>(SA)</b></li> </ul> <p><b>Friday</b></p> <ul style="list-style-type: none"> <li>Watch <a href="#">BTN</a> and write 3 quiz questions and their answers. <b>(IN)</b></li> <li>Write a paragraph to explain what you really enjoyed doing this week while you were at home. Focus on complex sentences and correct punctuation. <b>(SA)</b></li> </ul>	<p><b>Each day</b> complete the <a href="#">Daily 10 Mental Maths Challenge</a></p> <p><b>Wednesday</b></p> <ul style="list-style-type: none"> <li>Roll the dice and create a 4-digit number. Write that number in standard form, expanded form, word form and draw it in MAB blocks. Do this 10 times. <b>(IN)</b></li> <li>Find 5 objects around your home that have a right angle. Draw them. <b>(IN)</b></li> </ul> <p><b>Thursday</b></p> <ul style="list-style-type: none"> <li>Find a 3D object in your home and sketch it. e.g. a box of cereal is in a shape of a rectangular prism. <b>(IN)</b></li> <li>Roll the dice 3 times and write down the numbers. Add the 3 numbers. Think of more than 1 strategy on how you can add these numbers together. Discuss the strategy / strategies they have used with a family member. Do this 10 times. <b>(SA)</b></li> </ul> <p><b>Friday</b></p> <ul style="list-style-type: none"> <li>Your target number is 56. List all the ways you can make this number using all operations. E.g. <math>8 \times 7</math>, <math>50 + 6</math> <b>(SA)</b></li> <li>Create 3 word problems with the answer 56. E.g. There were 8 monsters with 7 eyes each. How many eyes were there altogether? <b>(IN)</b></li> </ul>	<p>Pick one of these items you found in the last science lesson and draw a scientific diagram showing of the solid turning into a liquid state. Label the diagram. CHALLENGE - how could you change a liquid to a solid? (see if there are any clues in your kitchen) <b>(IN)</b></p> <div style="text-align: center;"> </div>	<p>Watch the <a href="#">Me on the Map</a> video. Then complete the activity on Google Classroom locating your continent, country, state, and suburb that you live in. <b>(GC)</b></p> <div style="text-align: center;"> </div>
		Creative Arts - Drama	PDHPE
		<p>Imagine how your fairy tale character would mime (acting using only movements and their face) in their role and pretend to be them if they were:</p> <ul style="list-style-type: none"> <li>Shopping at a grocery store</li> <li>If they entered a dark creepy forest</li> <li>At a family event</li> <li>Open Day at school</li> </ul> <p>Perform for it to a family member <b>(SA)</b></p>	<p><b>Each day</b> play a game of sock bowling. Line up 10 toys and roll some socks at it. Can you knock over all the toys at once?</p> <div style="text-align: center;"> </div> <p>Challenge a family member to a game throughout the week.</p>

If you require support, please contact the school's email addressed as follows **Attention – CLASS NAME - TEACHER NAME : [parramattwp.school@det.nsw.edu.au](mailto:parramattwp.school@det.nsw.edu.au)**