


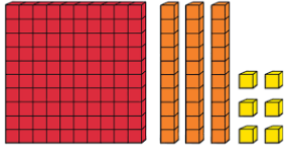




|                           |    |
|---------------------------|----|
| INDEPENDENT               | IN |
| SHARE WITH AN ADULT       | SA |
| SHARE ON GOOGLE CLASSROOM | GC |



## PWPS Learning from Home Plan – Year 4

While at home, here are some activities to complete. Some activities require a device and these are optional to complete. We understand that every home is different, so please complete what you can. There is no expectation that every activity is complete.

### TERM 3, WEEK 2 (MONDAY/TUESDAY)

| English  | Mathematics  | Science & Technology  | HSIE - Geography  |
|--|--|---|---|
| <p><b>Each day</b> read a book for 20 minutes. <b>(IN)</b></p> <p><b>Monday</b></p> <ul style="list-style-type: none"> <li>Choose 5 sentences from the book you're reading. What tense are they? Rewrite them in the future tense. <b>(IN)</b></li> <li>What are pronouns? (She, he, we, etc.) List 10 - 15 pronouns from the book you are reading or think of some yourself. <b>(IN)</b></li> </ul> <p><b>Tuesday</b></p> <ul style="list-style-type: none"> <li>Using the word 'fire', write 2 statements, 2 questions, 2 exclamations and 2 commands. <b>(IN)</b></li> <li>Write the names of 8-10 Sydney suburbs you know. Remember to begin them with capital letters. <b>(SA)</b></li> </ul> | <p><b>Each day</b> complete the <a href="#">Daily 10 Mental Maths Challenge</a> or create ten questions of your own and answer. <b>(IN)</b></p> <p><b>Monday</b></p> <ul style="list-style-type: none"> <li>Create a birds eye view map of your house. Label each room. <b>(GC)</b></li> <li>How many ways can you divide this array equally into groups? Write a number sentence for each grouping. E.g. <math>18 \div 3 = 6</math> <b>(IN)</b></li> </ul>  <p><b>Tuesday</b></p> <ul style="list-style-type: none"> <li>Roll two dice to create a 2-digit number. Do this two times and then multiply your two numbers together. Do this three times. <b>(IN)</b></li> <li>Use equal sharing to divide these blocks into two equal groups, four and then eight equal groups. <b>(IN)</b></li> </ul>  | <p>Watch <a href="#">how things can change from a solid to a liquid</a>.</p> <p>Now complete a solid to liquid scavenger hunt in the kitchen. Look around the kitchen - in the fridge and the pantry. Write a list of all the items that are solid which could be changed into liquid by heating (on the stove or in the microwave). <b>(IN)</b></p>   | <p>Watch the video on the <a href="#">7 Continents of the world</a>.</p> <p>Write down all the continents in the world.</p> <p>Which continent is Australia in?</p>    |
|  |  | <p><b>Creative Arts - Drama</b></p>   | <p><b>PDHPE</b></p>   |
|  |  | <p>Select your favourite fairy tale or any fiction character. With an adult discuss and practice your character's walks, facial expressions and gestures.</p> <p>Think about:</p> <ul style="list-style-type: none"> <li>- What your character is called?</li> <li>- Where do they live?</li> <li>- How old are they?</li> <li>- How they move and speak?</li> </ul> <p>Practise pretending to be that character. <b>(IN)</b></p>  | <p>Cyber Safety – Online Footprint<br/>How much time have you spent online this week? Record it in the table. Then name the three websites you use most. Submit your work on Google Classroom <b>(GC)</b></p>  |

If you require support, please contact the school's email addressed as follows **Attention – CLASS NAME - TEACHER NAME** : [parramattwp.school@det.nsw.edu.au](mailto:parramattwp.school@det.nsw.edu.au)

|                           |    |
|---------------------------|----|
| INDEPENDENT               | IN |
| SHARE WITH AN ADULT       | SA |
| SHARE ON GOOGLE CLASSROOM | GC |



## PWPS Learning from Home Plan – Year 4

While at home, here are some activities to complete. Some activities require a device and these are optional to complete. We understand that every home is different, so please complete what you can. There is no expectation that every activity is complete.

### TERM 3, WEEK 2 (WEDNESDAY/THURSDAY/FRIDAY)

| English   | Mathematics   | Science & Technology  | HSIE - Geography   |
|---|---|---|--|
| <p><b>Each day</b> read a book for 20 minutes. <b>(IN)</b></p> <p><b>Wednesday</b></p> <ul style="list-style-type: none"> <li>Use the word 'water' to write a simple, compound and complex sentence. Repeat this with 5 other words of your choice. <b>(IN)</b></li> <li>Watch <a href="#">The Ghost of Annabel Spoon</a>. Create a CSI about the character Annabel Spoon. Complete it on Google Classroom. <b>(GC)</b></li> </ul> <p><b>Thursday</b></p> <ul style="list-style-type: none"> <li>Write 5 pieces of dialogue you hear today and punctuate with speech marks. <b>(IN)</b></li> <li>Draw a circle on the page and write your name in it. Around it, write and draw adjectives to describe your appearance and list things that interest you. <b>(SA)</b></li> </ul> <p><b>Friday</b></p> <ul style="list-style-type: none"> <li>Watch <a href="#">BTN</a> and write 5 quiz questions and their answers. <b>(IN)</b></li> <li>Write a paragraph to explain what you really enjoyed doing this week while you were at home. Focus on complex sentences and correct punctuation. <b>(SA)</b></li> </ul> | <p><b>Each day</b> complete the <a href="#">Daily 10 Mental Maths Challenge</a></p> <p><b>Wednesday:</b></p> <ul style="list-style-type: none"> <li><a href="#">Watch this video</a>. Roll two dice to create a multiplication number sentence. Solve your problem and then write an inverse division number sentence using the same numbers. E.g. <math>4 \times 3 = 12</math>, <math>12 \div 3 = 4</math>. Repeat this task ten times. <b>(IN)</b></li> <li>Find your suburb on Google maps. Locate the closest suburb North, South, East and West of your suburb. <b>(IN)</b></li> </ul> <p><b>Thursday:</b></p> <ul style="list-style-type: none"> <li><a href="#">Watch this video</a>. Using short division, divide the following numbers by 4. 484, 128, 228, 816, 744. <b>(IN)</b></li> <li>Using the map of your home you created. Give directions on how to walk from the front door to the kitchen, then to your bedroom and back to the front door. <b>(IN)</b></li> </ul> <p><b>Friday:</b></p> <ul style="list-style-type: none"> <li>Flip four cards. Use any operation (+-x ÷) to create a number sentence that equals 24. <b>(IN)</b></li> <li>Hide 5 objects somewhere in your house. Write 5 sets of clues using directional language to help your parents find the object. E.g. Walk to the kitchen, I am underneath a chair, near the oven. <b>(SA)</b></li> </ul> | <p>Pick one of these items you found in the last science lesson and draw a scientific diagram showing of the solid turning into a liquid state. Label the diagram. CHALLENGE - how could you change a liquid to a solid? (see if there are any clues in your kitchen) <b>(IN)</b></p> <div style="text-align: center;"> </div>  | <p>Watch the <a href="#">Me on the Map</a> video. Then complete the activity on Google Classroom locating your continent, country, state, and suburb that you live in. <b>(GC)</b></p> <div style="text-align: center;"> </div>                  |
|   |   | Creative Arts - Drama   | PDHPE  |
|   |   | <p>Imagine how your fairy tale character would mime (acting using only movements and their face) in their role and pretend to be them if they were:</p> <ul style="list-style-type: none"> <li>- Shopping at a grocery store</li> <li>- If they entered a dark creepy forest</li> <li>- At a family event</li> <li>- Open Day at school</li> </ul> <p>Perform it to a family member <b>(SA)</b></p> | <p><b>Each day</b> play a game of sock bowling. Line up 10 toys and roll some socks at it. Can you knock over all the toys at once?</p> <div style="text-align: center;"> </div> <p>Challenge a family member to a game throughout the week.</p> |

If you require support, please contact the school's email addressed as follows **Attention – CLASS NAME - TEACHER NAME** : [parramattwp.school@det.nsw.edu.au](mailto:parramattwp.school@det.nsw.edu.au)