






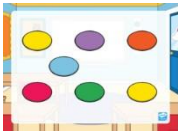

PWPS Learning from Home Plan – Kindergarten








While at home, here are some activities to complete. Some activities require a device and these are optional to complete. We understand that every home is different, so please complete what you can. There is no expectation that every activity is completed.

INDEPENDENT	IN
SHARE WITH AN ADULT	SA
SHARE ON GOOGLE CLASSROOM	GC



Term 3 – Week 3 – Monday&Tuesday















English	Mathematics	Science & Technology	HSIE
<p>Any Day</p> <p><input type="checkbox"/> Morning Routine. Click here: https://docs.google.com/presentation/d/1ICjrTh4qo5uBHP0K9lEGd7oHVJDn8pxUa13E9oqTCk0/copy</p> <p>Everyday</p> <p><input type="checkbox"/> Read or listen to onlinestory.</p> <p><input type="checkbox"/> Do a set task on Reading Eggs. (IN).</p> <p><input type="checkbox"/> Do one activity from your 'Sight Word Grid' (IN).</p>  <p>Monday</p> <p><input type="checkbox"/> Watch 'recount' video before writing: https://drive.google.com/file/d/1WDS2SjyEFo1TCs7XobmJ6BOZ-WS2bKpZ/view?usp=sharing</p> <p><input type="checkbox"/> Draw a picture about something you did on the weekend.</p> <p><input type="checkbox"/> Write a sentence about your picture.</p> <p>Use <i>recount sheet</i> (attached) to help you.</p>  <p>Upload a photo of your work to Google Classroom. (GC)</p> <p>Tuesday Whale gets Stuck by Charles Fuge</p> <p><input type="checkbox"/> Look at the cover.</p> <p><input type="checkbox"/> Predict: What may happen in the story? Why do you think that?</p> <p><input type="checkbox"/> Listen or read the story</p> <p><input type="checkbox"/> Find new or interesting words from the story. Talk about what they mean (SA)</p> 	<p>Everyday</p> <p><input type="checkbox"/> Math seeds:   Do one activity (IN) (20mins).</p> <p><input type="checkbox"/> Write numbers from 1 – 30.</p> <p><input type="checkbox"/> Count forwards and backwards In the range of 1 – 30.</p> <p>Monday</p> <p><input type="checkbox"/> We are practising our subitising. (Subitising means recognising the number as quickly as you can.)</p> <p><input type="checkbox"/> Click the link to practise subitising. (IN)</p> <p><input type="checkbox"/> Challenge: Go to slide 13. <i>What do you see? Can you see any smaller numbers hiding in the bigger number?</i> (IN)</p>  <p>Tuesday</p> <p><input type="checkbox"/> Collect 15 objects from your home. Eg. leaves, pebbles or pencils.</p> <p><input type="checkbox"/> Organise objects to show number 15.</p> <p><input type="checkbox"/> Look closely at your objects. <i>Can you find any small numbers hiding in the number 15?</i></p> <p><input type="checkbox"/> Write the number combinations you see Eg: 10 and 5.</p> <p><input type="checkbox"/> Challenge: On paper, show number 15 in different ways. E.g. tally marks, ten frame, pictures, words etc.(IN)</p>	<p>Tuesday</p> <p>Please click the following link to take you to today's science lesson on materials.</p> <p>https://docs.google.com/presentation/d/10T3vfFY9H3uYE75hOGCByaelHkq5RcryZsZLfodqX9g/copy</p> <p style="text-align: center;">Education Week</p>	<p style="text-align: center;">HSIE</p> <p style="text-align: center;">PDHPE</p> <p>Tuesday</p> <p>Health & Development</p> <p><input type="checkbox"/> Look in the assignment 'PDHPE - Car Safety' in your Google Classroom (These slides are your copy to write on).</p> <p><input type="checkbox"/> Answer questions on the Google slide.</p> <p><input type="checkbox"/> Upload a video of yourself buckling your seatbelt (for car safety).</p> <p>You can add the video to the assignment by selecting "add or create". (GC)</p> 

English	Mathematics	Science & Technology	HSIE
<p>Do not forget your 'Everyday' activities</p> <p>Wednesday</p> <ul style="list-style-type: none"> Read <i>Whale Gets Stuck</i> again. Draw 3 pictures for the beginning, middle and end of the story. Retell: Talk about what happened at the beginning, middle and end. Write a sentence for each of your pictures. (SA) <p>Click here for help with your retell: https://docs.google.com/presentation/d/1w5xIAwtIDZsMYDjuQK49VQBjMI4T0AuR00Hy3C2ybw/copy</p> <p>Thursday</p> <ul style="list-style-type: none"> Watch Whales! Talk about the difference between: The imaginative (fiction) text Whale gets Stuck and the factual (non-fiction) text Whale. <ul style="list-style-type: none"> Which story is made up? Which is real information? Why do you think this was written? What did you learn from the non-fiction text 'Whale'? Write key words you have learnt about whales into your Recording Information Template under the headings (attached). (SA)  <p>Friday</p> <ul style="list-style-type: none"> Read the information you wrote yesterday on your Recording Information Sheet. Choose 3 of the headings and write your key words into sentences. <p>Eg: <i>Whales live in every ocean. They are the largest animal on earth. They eat fish, krill and plankton.</i></p> 	<p>Do not forget your 'Everyday' activities</p> <p>Wednesday</p> <ul style="list-style-type: none"> We are learning about Australian money. In Australia, we have coins and notes. To learn more, click this link. Find 'I spy with my little eye' sheet. Choose a type of money. Explain it to a family member. Remember to use colour, shape, money and number words! E.g. "I spy a round and silver coin." (SA)  <p>Thursday</p> <ul style="list-style-type: none"> Draw coins and notes using colours and numbers. Cut them out. Can you sort your money into coins and notes? <p>Take a photo of your sorted money and upload it to Google Classroom. (GC)</p> <ul style="list-style-type: none"> Challenge: <i>How could you sort your money in a different way?</i> (IN) <p>Friday</p> <ul style="list-style-type: none"> Set up a pretend shop in your home. Your shop might have food, clothes, shoes or toys! Put a price (e.g. \$1) on each item. Use your play money that you made yesterday to buy some of your items. <i>How many items can you buy with the money you made?</i> Challenge: <i>how much money do you have?</i> (SA) 	<p>Thursday</p> <ul style="list-style-type: none"> Look in the assignment 'Science – Week 3 -Lesson 2' in your Google Classroom (These slides are your copy to write on). (GC) <p>To work on these slides and to receive feedback you will need to click the link uploaded as an assignment on Google Classroom.</p> <p>Education Week</p> <p>Wednesday</p> <p>This year for Education Week we are celebrating lifelong learners. Teachers, mums, dads and grandparents are still learning. We learn things like new recipes, new languages, hobbies and things for our jobs.</p> <ul style="list-style-type: none"> Draw a picture and write a sentence about what job you want when you grow up. (GC) Talk to an adult about what you may need to learn to get that job. (SA) Ask an adult about when they were in Primary School. Which job did they want? What did they have to learn to get the job they have now? (SA) Talk to an adult about one thing that you have each learnt or are learning outside of work and school. (SA) <p>Share a photograph of your drawing and sentence or a video of your answers on Google Classroom. (GC)</p>	<p>Wednesday</p> <ul style="list-style-type: none"> Draw a picture of your home with rooms. (IN) Label some of the rooms in your home (e.g. kitchen). (IN) Watch the following: "Houses around the word" -Talk about how your home is the same or different to places around the world. (SA)  <p>PDHPE</p> <ul style="list-style-type: none"> Follow this 5mins workout video. (IN) Take turns throwing a cushion really high (overarm) and then try to throw it low (underarm). (SA) Click below to learn: <ul style="list-style-type: none"> How to throw Overarm How to throw Underarm Play 'Hot Potato': Pass the cushion to a partner really quickly. Try to aim for their chest. (SA) Time for some cool down stretches. Click video.  

I Spy with My Little Eye...



Recount

		
<h2>When?</h2>	<h2>Where?</h2>	<h2>Who?</h2>
<p>On the weekend... Last week... Yesterday... On Monday... On Tuesday...</p>	<p>I went to.... I stayed....</p>	<p>with my....</p>
	 home  shop  park  pool	 mum  dad  brother  sister  family  friend  grandma

On the weekend I went to the park with my mum and brother.

Yesterday I stayed home with my family.

REMEMBER:

<h1>T</h1> <p>Capital Letters</p>	 <p>Finger Spaces</p>	 <p>Interesting Words</p>	 <p>Full Stops</p>	 <p>Does it make sense?</p>
-----------------------------------	--	--	---	--

Recording Information Template

Sea Creature: _____




What does it look like?



Where does it live?



What does it eat?



What is special about it?

