







INDEPENDENT	IN
SHARE WITH AN ADULT	SA
SHARE ON GOOGLE CLASSROOM	GC



PWPS Learning from Home Plan – Year 1

While at home, here are some activities to complete. Some activities require a device and these are optional to complete. We understand that every home is different, so please complete what you can. There is no expectation that every activity is complete.

TERM 3, WEEK 3 – Monday 26th July & Tuesday 27th July, 2021

English	Mathematics	Science & Technology	Education Week												
<p>Each day read for 10 minutes. (IN) You may like to listen to the story There's a snake in my school!</p> <ul style="list-style-type: none"> After reading, retell the story – include the <u>beginning</u>, <u>middle</u> and <u>end</u> events. (SA) <p>Monday</p> <ul style="list-style-type: none"> Read and write words and sentences with the o_e and u_e split digraphs. Use the slides on Google Classroom. (GC) Words you could practise: <table border="1" style="width: 100%; text-align: center; border-collapse: collapse;"> <thead> <tr> <th style="width: 50%;">o_e</th> <th style="width: 50%;">u_e</th> </tr> </thead> <tbody> <tr> <td>home</td> <td>cube</td> </tr> <tr> <td>bone</td> <td>tube</td> </tr> <tr> <td>cone</td> <td>cute</td> </tr> <tr> <td>those</td> <td>tune</td> </tr> <tr> <td>globe</td> <td>flute</td> </tr> </tbody> </table> <ul style="list-style-type: none"> You might like to practise this every day! <p>Tuesday</p> <ul style="list-style-type: none"> Watch the videos about snakes – 'Amazing snakes!' and 'All about snakes!'. Share an interesting fact with an adult. (SA) Write a Sizzling Start about snakes. Don't forget to check your punctuation (full stops, capital letters, question marks). (IN) <div style="text-align: center; margin-top: 10px;">  </div>	o_e	u_e	home	cube	bone	tube	cone	cute	those	tune	globe	flute	<p>Each day choose a 2-digit number (e.g. 13, 28, 65). Write the number before and after and partition it into tens and ones. (IN) If you need help, look at Number of the Day on Google Classroom.</p> <p>Monday</p> <ol style="list-style-type: none"> Make a set of number cards with numbers 10 – 40. (IN) Watch the video on how to partition a 2-digit number into tens and ones. Choose 1 card. Make this number using a fork for tens and a piece of rice as ones. E.g. To make 32 you need 3 forks and 2 grains of rice. <div style="text-align: center; margin: 10px 0;">  </div> <ol style="list-style-type: none"> Repeat with 8 different numbers. (SA) <p>Tuesday</p> <ul style="list-style-type: none"> Play 'Guess the number'. (SA) <ol style="list-style-type: none"> Use the cards you made yesterday to order numbers 15 – 35. Ask an adult to take away 4 cards. No peeking! Work out which numbers are missing. <ul style="list-style-type: none"> Log-on to Maths Seeds and complete the set task. (IN) 	<p>What is water used for? Watch the video. Write or draw pictures of ways you can use water. Think about how you can use water:</p> <ul style="list-style-type: none"> for drinking and eating at home (e.g. in the kitchen) outside (e.g. in the garden) <p>(IN)</p> <p style="text-align: center;">  You could look on Google Classroom for some extra ideas. </p>	<p>This year Education Week celebrates education as a lifelong journey. Adults are always learning too! You can learn to cook or a new hobby. Interview an adult at home.</p> <ol style="list-style-type: none"> What is a skill you learnt at school? What is a skill you learnt after you finished school? What is a new skill you would like to learn? What is a skill you could teach me? <div style="text-align: right; margin-right: 20px;">  </div> <p>Answer these questions on Google Classroom. (GC)</p>
o_e	u_e														
home	cube														
bone	tube														
cone	cute														
those	tune														
globe	flute														
		Creative Arts – Visual Arts	PDHPE												
		<p>Draw a snake. (IN)</p> <p>Follow the directions by watching the video.</p> <div style="text-align: center; margin: 10px 0;">  </div>	<p>Do some exercise every day! Watch the video and practise your hopping skills. (IN)</p> <p>You could also:</p> <ul style="list-style-type: none"> Practise jumping quarter-turns and half-turns. Play hopscotch. Make your own hurdles. Use objects from home (e.g. boxes, cushions, toys) and place them in a line. Run and leap over the hurdles! (IN) <div style="text-align: right; margin-right: 20px;">  </div>												

INDEPENDENT	IN
SHARE WITH AN ADULT	SA
SHARE ON GOOGLE CLASSROOM	GC



PWPS Learning from Home Plan – Year 1

While at home, here are some activities to complete. Some activities require a device and these are optional to complete. We understand that every home is different, so please complete what you can. There is no expectation that every activity is complete.

TERM 3, WEEK 3 – Wednesday 28th July, Thursday 29th July & Friday 30th July, 2021

English	Mathematics	Science & Technology	Education Week
<p>Each day read for 10 minutes. (IN) You may like to listen to the Dreamtime story Girawu the Goanna.</p> <ul style="list-style-type: none"> After reading, share an interesting event or fact. (SA) <p>Wednesday</p> <ul style="list-style-type: none"> Practise reading o_e and u_e words by playing Buried Treasure. Select 'Phase 5' and the o_e or u_e words. (IN) Write 2-3 sentences about a snake's appearance. Describe what they look like and their classification. Remember to use adjectives and adverbs. (IN) <div style="display: flex; align-items: center; gap: 10px;"> </div> <p>Thursday</p> <ul style="list-style-type: none"> Write 2-3 sentences about a snake's diet. Describe what they eat. Don't forget to check your punctuation (full stops). (IN) <div style="display: flex; align-items: center; gap: 10px;"> </div> <p>Friday</p> <ul style="list-style-type: none"> Write 2-3 sentences about a snake's habitat. Describe where they live. Try to include a rhetorical question. (GC) <div style="text-align: right;"> </div> <p>Any day</p> <ul style="list-style-type: none"> Log-on to Reading Eggs and complete the set task. (IN) 	<p>Each day practise your Number of the Day activities. (IN)</p> <p>Wednesday</p> <ul style="list-style-type: none"> On Google Classroom, practise identifying and ordering different numbers. (GC) If you can't go on Google Classroom, finish the following number patterns. (IN) 17, 18, _____, 20, _____, _____, 23 _____, 33, 34, _____, 36, _____, _____ <p>Thursday</p> <ul style="list-style-type: none"> Follow these instructions to draw a farm. (IN) <ol style="list-style-type: none"> Draw a farmer in the middle of the page. Draw a sheep next to the farmer. Draw the sun above the sheep. Draw a dog between 2 flowers. Draw a butterfly on top of 1 of the flowers. <p>Friday</p> <ul style="list-style-type: none"> Look at the picture and write 3 position questions for an adult to answer. (SA) E.g. - Who is in front of the sign? <div style="text-align: center;"> </div>	<p>How does your family use water at home?</p> <p>Look for examples around your home of how you and your family use water.</p> <p>Draw and label these places and activities on a piece of paper.</p> <p>Take a photo of your work and upload it to Google Classroom. (GC)</p> <div style="text-align: center;"> </div>	<p>Can you teach someone at home a new skill? This might be something you have learnt at school.</p> <p>Could someone at home teach you a new skill?</p> <p>Teach each other the new skills. You might like to take a photo or video and share it on Google Classroom. (SA)</p> <div style="text-align: center;"> </div>
		Creative Arts – Dance	PDHPE
		<p>Imagine that you are a bubble.</p> <p>Create movements that show the bubble:</p> <ul style="list-style-type: none"> Floating Turning slowly Popping <div style="text-align: right;"> </div> <p>Perform your movements for someone at home. (SA)</p> <p>You might like to learn how to make your own bubble mixture by watching this video.</p>	<p>Think about how you could take turns. (SA)</p> <p>If you were playing cricket with your friends and you already had 5 turns to bowl, would you:</p> <ul style="list-style-type: none"> Keep bowling. Give your friend a turn to bowl. <div style="text-align: right;"> </div> <p>Play a game that requires you to take turns (e.g. a board game, soccer, hopscotch).</p>

If you require support, please contact the school's email addressed as follows **Attention – CLASS NAME - TEACHER NAME** : parramattwp.school@det.nsw.edu.au