






INDEPENDENT	IN
SHARE WITH AN ADULT	SA
SHARE ON GOOGLE CLASSROOM	GC



## PWPS Learning from Home Plan – Year 2

While at home, here are some activities to complete. Some activities require a device and these are optional to complete. We understand that every home is different, so please complete what you can. There is no expectation that every activity is complete.

### TERM 3, WEEK 3 – Monday 26<sup>th</sup> July & Tuesday 27<sup>th</sup> July, 2021

English	Mathematics	Science & Technology	Education Week																										
<p><b>Each day</b> read for 10 minutes. <b>(IN)</b> You may like to listen to the story <a href="#">Please please the bees</a>.</p> <ul style="list-style-type: none"> <li>After reading, retell the story – include the <u>beginning</u>, <u>middle</u> and <u>end</u> events. <b>(SA)</b></li> </ul> <p><b>Monday</b></p> <ul style="list-style-type: none"> <li>Read and write words and sentences that follow the ‘bossy e’ rule. Use the slides on Google Classroom. <b>(GC)</b></li> <li>Words you could practise:</li> </ul> <table border="1" style="width: 100%; text-align: center;"> <tr> <th colspan="2">Words that follow the ‘bossy e’ rule</th> </tr> <tr> <td>hose</td> <td>tube</td> </tr> <tr> <td>nose</td> <td>mute</td> </tr> <tr> <td>throne</td> <td>huge</td> </tr> <tr> <td>explode</td> <td>perfume</td> </tr> <tr> <td>telescope</td> <td>parachute</td> </tr> </table> <ul style="list-style-type: none"> <li>You might like to practise this every day!</li> </ul> <p><b>Tuesday</b></p> <ul style="list-style-type: none"> <li>Watch the videos about bees – <a href="#">‘Busy bees’</a> and <a href="#">‘Save the bees’</a>.</li> <li>Share an interesting fact with an adult. <b>(SA)</b></li> <li>Write a Sizzling Start about bees. Don’t forget to check your punctuation (full stops, capital letters, question marks). <b>(IN)</b></li> </ul> <div style="text-align: center;">  </div>	Words that follow the ‘bossy e’ rule		hose	tube	nose	mute	throne	huge	explode	perfume	telescope	parachute	<p><b>Each day</b> play <a href="#">Guess the number</a>. <b>(IN)</b> You could ask an adult to pick a secret number and you have 6 turns to guess the number correctly. <b>(SA)</b></p> <p><b>Monday</b></p> <ul style="list-style-type: none"> <li>Watch the <a href="#">video</a> to review how to round numbers to the nearest hundred.</li> <li>Play <b>‘Rounding Numbers’</b>. <b>(SA)</b></li> </ul> <ol style="list-style-type: none"> <li>On a piece of paper, draw a T-chart. <table border="1" style="margin-left: auto; margin-right: auto;"> <tr> <td style="width: 50%; text-align: center;">3-digit number</td> <td style="width: 50%; text-align: center;">Round it</td> </tr> <tr> <td style="height: 40px;"></td> <td style="height: 40px;"></td> </tr> </table> </li> <li>Flip 3 cards to make a 3-digit number (e.g. 2, 1 and 6 is 216). Write it on the T-chart.</li> <li>Round the number to the nearest hundred and write it down. For example: <table border="1" style="margin-left: auto; margin-right: auto;"> <tr> <td style="width: 50%; text-align: center;">3-digit number</td> <td style="width: 50%; text-align: center;">Round it</td> </tr> <tr> <td style="text-align: center;"><b>216</b></td> <td style="text-align: center;"><b>200</b></td> </tr> </table> </li> <li>Repeat and round 8 different numbers.</li> </ol> <ul style="list-style-type: none"> <li>The Olympics have started! Draw a table so you can record Australia’s medals each day. <b>(IN)</b></li> </ul> <table border="1" style="margin-left: auto; margin-right: auto;"> <tr> <td style="width: 33%; text-align: center;">Gold</td> <td style="width: 33%; text-align: center;">Silver</td> <td style="width: 33%; text-align: center;">Bronze</td> </tr> <tr> <td style="height: 20px;"></td> <td style="height: 20px;"></td> <td style="height: 20px;"></td> </tr> </table> <p><b>Tuesday</b></p> <ol style="list-style-type: none"> <li>Play <b>‘Rounding Numbers’</b> again. Share your work on Google Classroom. <b>(GC)</b></li> <li>Log-on to <b>Maths Seeds</b> and complete the set task. <b>(IN)</b></li> </ol>	3-digit number	Round it			3-digit number	Round it	<b>216</b>	<b>200</b>	Gold	Silver	Bronze				<p><b>What is water used for?</b> Watch the <a href="#">video</a>. Write or draw pictures of ways you can use water. Think about how you can use water:</p> <ul style="list-style-type: none"> <li>for drinking and eating</li> <li>at home (e.g. in the kitchen)</li> <li>outside (e.g. in the garden)</li> </ul> <p><b>(IN)</b></p> <p style="text-align: center;">      You could look on Google Classroom for some extra ideas.   </p>	<p>This year Education Week celebrates education as a lifelong journey. Adults are always learning too! You can learn to cook or a new hobby. Interview an adult at home.</p> <ol style="list-style-type: none"> <li>What is a skill you learnt at school?</li> <li>What is a skill you learnt after you finished school?</li> <li>What is a new skill you would like to learn?</li> <li>What is a skill you could teach me?</li> </ol> <p style="text-align: right;">  </p> <p>Answer these questions on Google Classroom. <b>(GC)</b></p>
Words that follow the ‘bossy e’ rule																													
hose	tube																												
nose	mute																												
throne	huge																												
explode	perfume																												
telescope	parachute																												
3-digit number	Round it																												
3-digit number	Round it																												
<b>216</b>	<b>200</b>																												
Gold	Silver	Bronze																											
		Creative Arts – Visual Arts	PDHPE																										
		<p>Draw a bee. <b>(IN)</b></p> <p>Follow the directions by watching the <a href="#">video</a>.</p> <div style="text-align: center;">  </div>	<p>Do some exercise every day! Watch the <a href="#">video</a> and practise your hopping skills. <b>(IN)</b></p> <p>You could also:</p> <ul style="list-style-type: none"> <li>Practise jumping quarter-turns and half-turns.</li> <li>Play hopscotch.</li> <li>Make your own hurdles. Use objects from home (e.g. boxes, cushions, toys) and place them in a line. Run and leap over the hurdles! <b>(IN)</b></li> </ul> <div style="text-align: right;">  </div>																										

INDEPENDENT	IN
SHARE WITH AN ADULT	SA
SHARE ON GOOGLE CLASSROOM	GC



## PWPS Learning from Home Plan – Year 2

While at home, here are some activities to complete. Some activities require a device and these are optional to complete. We understand that every home is different, so please complete what you can. There is no expectation that every activity is complete.

### TERM 3, WEEK 3 – Wednesday 28<sup>th</sup> July, Thursday 29<sup>th</sup> July & Friday 30<sup>th</sup> July, 2021

English	Mathematics	Science & Technology	Education Week
<p><b>Each day</b> read for 10 minutes. <b>(IN)</b> You may like to listen to the story <a href="#">The honeybee</a>.</p> <ul style="list-style-type: none"> <li>○ After reading, share an interesting event or fact. <b>(SA)</b></li> </ul> <p><b>Wednesday</b></p> <ul style="list-style-type: none"> <li>○ Practise reading words by playing <a href="#">Buried Treasure</a>. Select 'Phase 5' and the o_e or u_e words. <b>(IN)</b></li> <li>○ Write 3-4 sentences about a bee's appearance. Describe what they look like and their classification. Remember to use adjectives and adverbs. <b>(IN)</b></li> </ul> <div style="display: flex; align-items: center; justify-content: center; gap: 10px;"> </div> <p><b>Thursday</b></p> <ul style="list-style-type: none"> <li>○ Write 3-4 sentences about a bee's diet. Describe what they eat. Don't forget to check your punctuation (full stops). <b>(IN)</b></li> </ul> <div style="display: flex; align-items: center; justify-content: center; gap: 10px;"> </div> <p><b>Friday</b></p> <ul style="list-style-type: none"> <li>○ Write 3-4 sentences about a bee's habitat. Describe where they live. Try to include a rhetorical question. <b>(GC)</b></li> </ul> <div style="display: flex; align-items: center; justify-content: center; gap: 10px;"> </div> <p><b>Any day</b> Log-on to <b>Reading Eggs</b> and complete the set task. <b>(IN)</b></p>	<p><b>Each day</b> play <a href="#">Guess the number</a>. <b>(IN)</b> If you can't play this game online, ask an adult to pick a secret number and you have 6 turns to guess the number correctly. <b>(SA)</b></p> <p><b>Wednesday</b></p> <ul style="list-style-type: none"> <li>○ Write a set of instructions on how to get from your bedroom to the living room. Use positional language such as: <ul style="list-style-type: none"> <li>- move forward</li> <li>- go left or go right</li> </ul> </li> </ul> <div style="text-align: center;"> </div> <p>Try and follow your directions and see if you reach the living room. Count how many steps it takes. <b>(IN)</b></p> <p><b>Thursday</b></p> <ul style="list-style-type: none"> <li>○ Play 'Find another way to make ...' <b>(IN)</b></li> </ul> <ol style="list-style-type: none"> <li>1. Flip 2 cards and add the 2 numbers together. (e.g. 5 + 7 = 12)</li> <li>2. Write down some other number sentences that equal the same number. (e.g. You can make 12 with 20-8, 10+2 or 18-6)</li> <li>3. <u>Challenge</u>: Flip 3 or 4 cards.</li> </ol> <div style="text-align: center;"> </div> <p><b>Friday</b></p> <ul style="list-style-type: none"> <li>○ Play 'Find another way to make ...' again. <b>(IN)</b></li> </ul>	<p><b>How does your family use water at home?</b></p> <p>Look for examples around your home of how you and your family use water.</p> <p>Draw and label these places and activities on a piece of paper.</p> <p>Take a photo of your work and upload it to Google Classroom. <b>(GC)</b></p> <div style="text-align: center;"> </div>	<p>Can you teach someone at home a new skill? This might be something you have learnt at school.</p> <p>Could someone at home teach you a new skill?</p> <p>Teach each other the new skills. You might like to take a photo or video and share it on Google Classroom. <b>(SA)</b></p> <div style="text-align: center;"> </div>
		Creative Arts – Dance	PDHPE
		<p>Imagine that you are a bubble.</p> <p>Create movements that show the bubble:</p> <ul style="list-style-type: none"> <li>- Floating</li> <li>- Turning slowly</li> <li>- Popping</li> </ul> <div style="text-align: center;"> </div> <p>Perform your movements for someone at home. <b>(SA)</b></p> <p>You might like to learn how to make your own bubble mixture by watching this <a href="#">video</a>.</p>	<p>Think about how you could take turns. <b>(SA)</b></p> <p>If you were playing cricket with your friends and you already had 5 turns to bowl, would you:</p> <ul style="list-style-type: none"> <li>○ Keep bowling.</li> <li>○ Give your friend a turn to bowl.</li> </ul> <div style="text-align: center;"> </div> <p>Play a game that requires you to take turns (e.g. a board game, soccer, hopscotch).</p>