

INDEPENDENT	IN
SHARE WITH AN ADULT	SA
SHARE ON GOOGLE CLASSROOM	GC



## PWPS Learning from Home Plan – Year 1

While at home, here are some activities to complete. Some activities require a device and these are optional to complete. We understand that every home is different, so please complete what you can. There is no expectation that every activity is complete.

### TERM 3, WEEK 4 – Monday 2<sup>nd</sup> August & Tuesday 3<sup>rd</sup> August, 2021

English	Mathematics	Science & Technology	HSIE – Geography												
<p><b>Each day</b> read for 10 minutes. <b>(IN)</b> You may like to listen to the story <a href="#">Turtle and Tortoise are not friends</a>.</p> <p>After reading, draw or describe the setting of the story (where the story takes place). <b>(SA)</b></p> <p><b>Monday</b></p> <ul style="list-style-type: none"> <li>○ Read and write words and sentences with the ew and aw digraphs. Use the slides on Google Classroom. <b>(GC)</b></li> <li>○ Watch the videos to help you say and read these sounds – <a href="#">ew</a> and <a href="#">aw</a>.</li> <li>○ Words you could practise:</li> </ul> <table border="1" style="width: 100%; border-collapse: collapse; margin: 5px 0;"> <thead> <tr> <th style="text-align: center;">ew</th> <th style="text-align: center;">aw</th> </tr> </thead> <tbody> <tr> <td style="text-align: center;">chew</td> <td style="text-align: center;">lawn</td> </tr> <tr> <td style="text-align: center;">blew</td> <td style="text-align: center;">draw</td> </tr> <tr> <td style="text-align: center;">flew</td> <td style="text-align: center;">claw</td> </tr> <tr> <td style="text-align: center;">threw</td> <td style="text-align: center;">hawk</td> </tr> <tr> <td style="text-align: center;">cashew</td> <td style="text-align: center;">prawn</td> </tr> </tbody> </table> <ul style="list-style-type: none"> <li>○ You might like to practise this every day!</li> </ul> <p><b>Tuesday</b></p> <ul style="list-style-type: none"> <li>○ Watch the videos about turtles – <a href="#">‘Turtle facts for kids’</a> and <a href="#">‘Sea turtles’</a>.</li> <li>○ Share an interesting fact with an adult. <b>(SA)</b></li> <li>○ Write a Sizzling Start about turtles. <b>(IN)</b></li> <li>○ Use the <a href="#">success criteria</a> to improve and edit (fix) your writing every day.</li> <li>○ You could use these <a href="#">adjectives</a>.</li> </ul>	ew	aw	chew	lawn	blew	draw	flew	claw	threw	hawk	cashew	prawn	<p><b>Each day</b> roll 2 dice and add the dice together. How many times can you do this in 2 minutes? <b>(IN)</b></p> <p><b>Monday</b></p> <ul style="list-style-type: none"> <li>○ Play <b>‘Handfuls’</b>. Watch the <a href="#">video</a> to learn how to play. <b>(IN)</b></li> <li>○ You will need a <i>collection</i> of objects (e.g. Lego, pegs, blocks).</li> </ul> <ol style="list-style-type: none"> <li>1. Get a ‘handful’ of objects (as many as you can pick up in 1 hand).</li> <li>2. Share the objects into equal groups.</li> <li>3. Repeat with different numbers of objects.</li> </ol> <p><b>Tuesday</b></p> <ul style="list-style-type: none"> <li>○ Watch the <a href="#">video</a> about equal grouping.</li> <li>○ You will need <i>plates</i> (for the groups) and a collection of <i>objects</i> (e.g. spoons, Lego).</li> <li>○ Use your plates and objects to make: <ul style="list-style-type: none"> <li>- 2 groups of 4</li> <li>- 3 groups of 2</li> <li>- 3 groups of 5</li> </ul> </li> <li>○ Record your answers by drawing and writing on a piece of paper. (E.g. 3 groups of 5 make 15). Share this on Google Classroom. <b>(GC)</b></li> <li>○ Log-on to <b>Maths Seeds</b> and complete the set task. <b>(IN)</b></li> </ul>	<p><b>Why is soil an important natural resource?</b></p> <p>Soil is an important natural resource.</p> <ul style="list-style-type: none"> <li>○ Watch the video <a href="#">‘All about soil’</a>.</li> <li>○ Share one fact you have learnt with an adult at home. <b>(SA)</b></li> </ul>	<ul style="list-style-type: none"> <li>○ Read <a href="#">‘Take a closer look’</a>. (Use the passcode <b>1236</b>.)</li> <li>○ Watch the video <a href="#">‘Natural or Built Gameshow’</a>.</li> <li>○ Look around your home for <ul style="list-style-type: none"> <li>- <i>built features</i> (made by people, e.g. building)</li> <li>- <i>natural features</i> (e.g. tree)</li> </ul> </li> <li>○ Make a list and draw some of the built and natural features. <b>(IN)</b></li> <li>○ Explain why they are natural or built. <b>(SA)</b></li> </ul>
ew	aw														
chew	lawn														
blew	draw														
flew	claw														
threw	hawk														
cashew	prawn														
		Creative Arts – Visual Arts	PDHPE												
		<p>Draw a turtle. <b>(IN)</b></p> <p>Follow the directions by watching the <a href="#">video</a>.</p> <p>You might also like to learn how to draw a <a href="#">crocodile</a>!</p>	<p>Do some exercise every day! Watch the <a href="#">video</a> and practise your dancing skills. <b>(IN)</b></p> <p>You could also:</p> <ul style="list-style-type: none"> <li>- Dance to your favourite music at home.</li> <li>- Make your own dance movements (e.g. marching, turning, waving).</li> <li>- Jump and hop different shapes on the ground.</li> <li>- Practise balance positions like a gymnast.</li> </ul>												

If you require support, please contact the school’s email addressed as follows **Attention – CLASS NAME - TEACHER NAME** : [parramattwp.school@det.nsw.edu.au](mailto:parramattwp.school@det.nsw.edu.au)





INDEPENDENT	IN
SHARE WITH AN ADULT	SA
SHARE ON GOOGLE CLASSROOM	GC



## PWPS Learning from Home Plan – Year 1

While at home, here are some activities to complete. Some activities require a device and these are optional to complete. We understand that every home is different, so please complete what you can. There is no expectation that every activity is complete.

### TERM 3, WEEK 4 – Wednesday 4<sup>th</sup> August, Thursday 5<sup>th</sup> August, Friday 6<sup>th</sup> August, 2021

English	Mathematics	Science & Technology	HSIE – Geography
<p><b>Each day</b> read for 10 minutes. <b>(IN)</b> You may like to listen to the story <a href="#">Snappy the Alligator</a>. After reading, talk about who would want to read this book and why. <b>(SA)</b></p> <p><b>Wednesday</b></p> <ul style="list-style-type: none"> <li>○ Practise reading aw and ew words by playing <a href="#">Picnic on Pluto</a>. Select 'Phase 5' and the aw or ew words. <b>(IN)</b></li> <li>○ Write 2-3 sentences about a turtle's appearance. Describe what they look like and their classification. <b>(IN)</b></li> <li>○ Use the <a href="#">success criteria</a> to improve and edit (fix) your writing every day.</li> </ul> <p><b>Thursday</b></p> <ul style="list-style-type: none"> <li>○ Write 2-3 sentences about a turtle's diet. Describe what they eat. <b>(GC)</b></li> </ul> <p><b>Friday</b></p> <ul style="list-style-type: none"> <li>○ Write 2-3 sentences about a turtle's habitat. Describe where they live. <b>(IN)</b></li> </ul> <p><b>Any day</b></p> <ul style="list-style-type: none"> <li>○ Log-on to <b>Reading Eggs</b> and complete the set task. <b>(IN)</b></li> </ul>	<p><b>Each day</b> roll 2 dice and add the dice together. How many times can you do this in 2 minutes? <b>(IN)</b></p> <p><b>Wednesday</b></p> <ul style="list-style-type: none"> <li>○ Play this <a href="#">game</a> to practise skip counting (e.g. 2, 4, 6, 8 ...). <b>(SA)</b></li> <li>○ Collect a pile of items (e.g. Lego, blocks).</li> <li>1. Roll a dice to determine how many groups to make. (e.g. If you roll a 3, make 3 groups.)</li> <li>2. Move 2 objects at a time. Skip count by twos to find the total number of items.</li> <li>3. Write a sentence to record what you did. (e.g. I made 4 groups of 2 which makes 8)</li> </ul> <p><b>Thursday</b></p> <ul style="list-style-type: none"> <li>○ Watch this <a href="#">video</a> to learn about capacity.</li> <li>○ You will need 4 different-sized containers and a measuring cup.</li> <li>1. Arrange the cups in order of how much you <i>think</i> it will hold (greatest to least).</li> <li>2. Compare the different capacities by pouring water in all the containers, using the measuring cup. How many cups does it take to fill each container?</li> <li>3. Order the containers from the <i>smallest capacity to the largest capacity</i>. <b>(SA)</b></li> </ul> <p><b>Friday</b></p> <ul style="list-style-type: none"> <li>○ Play the <a href="#">game</a> about capacity. <b>(IN)</b></li> </ul>	<p><b>What is soil used for?</b></p> <ul style="list-style-type: none"> <li>○ Watch the <a href="#">video</a> again.</li> <li>○ Think about how people, plants and animals use soil. For example: <ul style="list-style-type: none"> <li>- People grow vegetables.</li> <li>- Animals make their homes.</li> <li>- Plants get their nutrients and water from soil.</li> </ul> </li> <li>○ Draw and label 2 or more ways that soil is used.</li> <li>○ Take a photo and upload your work to Google Classroom. <b>(GC)</b></li> </ul>	<ul style="list-style-type: none"> <li>○ Use <a href="#">Google Earth</a> to look at Parramatta West PS.</li> <li>○ What natural and built features can you see?</li> <li>○ Draw a map of PWPS. Label the natural and built features. <b>(IN)</b></li> </ul> 
		Creative Arts – Visual Arts	PDHPE
		 <p>Learn how to draw an Olympic gold medal by watching the <a href="#">video</a>.</p> <p>Draw your own design for a gold medal for the 2021 Tokyo Olympics.</p> <p>Share a photo of your medal on Google Classroom. <b>(GC)</b></p> 	<p>Watch the <a href="#">video</a> about including others in games.</p> <ul style="list-style-type: none"> <li>○ Make a list of games that need more than 1 person to play.</li> <li>○ Use your toys to show how you could play one of these games, making sure the toys: <ul style="list-style-type: none"> <li>- Greet each other</li> <li>- Ask to play <b>(IN)</b></li> </ul> </li> </ul> 

If you require support, please contact the school's email addressed as follows **Attention – CLASS NAME - TEACHER NAME** : [parramattwp.school@det.nsw.edu.au](mailto:parramattwp.school@det.nsw.edu.au)