



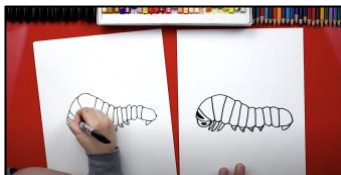

INDEPENDENT	IN
SHARE WITH AN ADULT	SA
SHARE ON GOOGLE CLASSROOM	GC



PWPS Learning from Home Plan – Year 2

While at home, here are some activities to complete. Some activities require a device and these are optional to complete. We understand that every home is different, so please complete what you can. There is no expectation that every activity is complete.

TERM 3, WEEK 4 – Monday 2nd August & Tuesday 3rd August, 2021

English	Mathematics	Science & Technology	HSIE – Geography												
<p>Each day read for 10 minutes. (IN) You may like to listen to the story The very hungry caterpillar.</p> <ul style="list-style-type: none"> After reading, retell the story – include the <i>beginning, middle</i> and <i>end</i>. (SA) <p>Monday</p> <ul style="list-style-type: none"> Read and write words and sentences with the <i>ir</i> and <i>ur</i> digraphs. Use the slides on Google Classroom. (GC) Watch the videos to help you say and read these sounds – ir and ur. Words you could practise: <table border="1" style="width: 100%; text-align: center;"> <thead> <tr> <th style="background-color: black; color: white;">ir</th> <th style="background-color: black; color: white;">ur</th> </tr> </thead> <tbody> <tr> <td>bird</td> <td>turn</td> </tr> <tr> <td>girl</td> <td>curl</td> </tr> <tr> <td>shirt</td> <td>burn</td> </tr> <tr> <td>twirl</td> <td>church</td> </tr> <tr> <td>third</td> <td>turtle</td> </tr> </tbody> </table> <ul style="list-style-type: none"> You might like to practise this every day! Watch the video about plurals. Write 5 things in your room and then write the words as plurals (e.g. book = books). (IN) <p>Tuesday</p> <ul style="list-style-type: none"> Watch the videos about caterpillars and butterflies – ‘Beautiful butterflies’, ‘Butterfly’ and ‘How a caterpillar becomes a butterfly’. Share an interesting fact with an adult. (SA) Write a Sizzling Start about caterpillars / butterflies. (IN) 	ir	ur	bird	turn	girl	curl	shirt	burn	twirl	church	third	turtle	<p>Each day practise your division skills by playing Doggy Division Dinners. If you can't play, get some small items (e.g. Lego) and share the items into equal groups. (IN)</p> <ul style="list-style-type: none"> Keep tracking Australia's medals on your table (use tally marks or numbers). (IN) <p>Monday</p> <ul style="list-style-type: none"> Play ‘Making Groups’. (SA) <ol style="list-style-type: none"> Get small items from around your house (e.g. pasta, Lego, blocks). Roll 2 dice and make a multiplication number sentence: ‘<u> </u> groups of <u> </u> is <u> </u>’. E.g. If you roll 2 and 4, your multiplication number sentence is ‘2 groups of 4 is 8’. Use your items to make the groups in your number sentence. Challenge: Can you use the same items to make a different number of groups? <p>Tuesday</p> <ul style="list-style-type: none"> Watch the video on Google Classroom to learn about the commutative property. Play ‘Making Groups’ again but show the commutative property each time. E.g. If you roll 2 and 4, show ‘2 groups of 4 is 8’ and ‘4 groups of 2 is 8’. Draw a picture of how you have shared items using the commutative property. Take a photo and share your work. (GC) Log-on to Maths Seeds and complete the set task. (IN) 	<p>Why is soil an important natural resource?</p> <p>Soil is an important natural resource.</p> <ul style="list-style-type: none"> Watch the video ‘All about soil’. Share one fact you have learnt with an adult at home. (SA) 	<ul style="list-style-type: none"> Read ‘Take a closer look’. (Use the code 1236.) Watch the video ‘Natural or Built Gameshow’. Look around your home for <ul style="list-style-type: none"> <i>built features</i> (made by people, e.g. building) <i>natural features</i> (e.g. tree) Make a list and draw some of the built and natural features. (IN) Explain why they are natural or built. (SA) 
ir	ur														
bird	turn														
girl	curl														
shirt	burn														
twirl	church														
third	turtle														
		<p>Creative Arts – Visual Arts</p> <p>Draw a caterpillar. (IN)</p> <p>Follow the directions by watching the video.</p>  <p>You might also like to learn how to draw a butterfly!</p>	<p>PDHPE</p> <p>Do some exercise every day! Watch the video and practise your dancing skills. (IN)</p> <p>You could also:</p> <ul style="list-style-type: none"> Dance to your favourite music at home. Make your own dance movements (e.g. marching, turning, waving). Jump and hop different shapes on the ground. Practise balance positions like a gymnast. 												

If you require support, please contact the school's email addressed as follows **Attention – CLASS NAME - TEACHER NAME** : parramattwp.school@det.nsw.edu.au











INDEPENDENT	IN
SHARE WITH AN ADULT	SA
SHARE ON GOOGLE CLASSROOM	GC



PWPS Learning from Home Plan – Year 2

While at home, here are some activities to complete. Some activities require a device and these are optional to complete. We understand that every home is different, so please complete what you can. There is no expectation that every activity is complete.

TERM 3, WEEK 4 – Wednesday 4th August, Thursday 5th August, Friday 6th August, 2021

English	Mathematics	Science & Technology	HSIE – Geography
<p>Each day read for 10 minutes. (IN) You may like to listen to the story The very impatient caterpillar. After reading, talk about who would want to read this book and why. (SA)</p> <p>Wednesday</p> <p>○ Make a Tic-Tac-Toe game with ir and ur words. Read the words and try to get 3 in a row! (SA)</p>  <p>○ Write 3-4 sentences about a caterpillar or butterfly's appearance. Describe what they look like and their classification. (IN)</p> <p>○ Use the success criteria to improve (fix) your writing every day.</p>  <p>○ You could use these adjectives.</p> <p>Thursday</p> <p>○ Write 3-4 sentences about a caterpillar and butterfly's diet. Describe what they eat. (GC)</p>  <p>Friday</p> <p>○ Write 3-4 sentences about a caterpillar and butterfly's habitat. Describe where they live. (IN)</p> <p>Any day</p> <p>○ Log-on to Reading Eggs and complete the set task. (IN)</p>	<p>Each day play Hit the Button. If you can't play, roll 2 dice and add together. How many times can you do this in 2 minutes? (IN)</p> <p>Wednesday</p> <p>○ Watch the video about capacity. (IN)</p> <p>○ Find 2 different containers (e.g. a bowl and a bucket).</p> <p>○ Use a cup to fill each container with water.</p> <p>○ Write down how many cups it takes to fill each container.</p> <p>○ Order the containers – which container has the greater capacity? (SA)</p>  <p>Thursday</p> <p>○ Get 3 or more containers. Estimate and order the containers by their capacity (from the container that will hold the least to the most).</p> <p>○ Use a measuring cup (from the kitchen) to fill the containers with water, sand or rice.</p> <p>○ Write down how many cups it takes to fill each container.</p> <p>○ Order the containers by capacity. (IN)</p> <p>Friday</p> <p>○ Get a cup (or small bowl). Use a spoon to fill the cup with pasta (or rice).</p> <p>○ Write down how many spoons you need to fill the cup.</p> <p>○ Change the size of the spoon and fill the cup again. Did you need more or less pasta? (IN)</p> 	<p>What is soil used for?</p> <p>○ Watch the video again.</p> <p>○ Think about how people, plants and animals use soil. For example:</p> <ul style="list-style-type: none"> - People grow vegetables. - Animals make their homes. - Plants get their nutrients and water from soil. <p>○ Draw and label 2 or more ways that soil is used.</p> <p>○ Take a photo and upload your work to Google Classroom. (GC)</p> 	<p>○ Use Google Earth to look at Parramatta West PS.</p> <p>○ What natural and built features can you see?</p> <p>○ Draw a map of PWPS. Label the natural and built features. (IN)</p> 
		<p>Creative Arts – Visual Arts</p> <p>Learn how to draw an Olympic gold medal by watching the video.</p>  <p>Draw your own design for a gold medal for the 2021 Tokyo Olympics.</p> <p>Share a photo of your medal on Google Classroom. (GC)</p> 	<p>PDHPE</p> <p>Watch the video about including others in games.</p> <p>○ Make a list of games that need more than 1 person to play.</p> <p>○ Use your toys to show how you could play one of these games, making sure the toys:</p> <ul style="list-style-type: none"> - Greet each other - Ask to play (IN) 

If you require support, please contact the school's email addressed as follows **Attention – CLASS NAME - TEACHER NAME** : parramattwp.school@det.nsw.edu.au