

PWPS Learning from Home Plan – Kindergarten




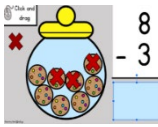




While at home, here are some activities to complete. Some activities require a device and these are optional to complete. We understand that every home is different, so please complete what you can. There is no expectation that every activity is completed.

INDEPENDENT	IN
SHARE WITH AN ADULT	SA
SHARE ON GOOGLE CLASSROOM	GC



Term 3 – Week 5 – Monday & Tuesday

English	Mathematics	Science & Technology	HSIE													
<p>Any Day</p> <ul style="list-style-type: none"> <input type="checkbox"/> Click Morning Routine. (IN) <p>Everyday</p> <ul style="list-style-type: none"> <input type="checkbox"/> Do a set task on Reading Eggs. <input type="checkbox"/> Do a ‘Sight Word Grid’ activity <p>Monday</p> <ul style="list-style-type: none"> <input type="checkbox"/> Watch the videos: ‘sh’ and ‘ch’ <input type="checkbox"/> Open a book. <i>Can you see words with ‘ch’ or ‘sh’ in them?</i> <input type="checkbox"/> Read and write these words: <table border="1" style="width: 100%; border-collapse: collapse; margin: 10px 0;"> <thead> <tr> <th style="background-color: #4a7ebb; color: white; padding: 5px;">sh</th> <th style="background-color: #8e7cc3; color: white; padding: 5px;">ch</th> </tr> </thead> <tbody> <tr> <td style="padding: 5px;">cash</td> <td style="padding: 5px;">chin</td> </tr> <tr> <td style="padding: 5px;">dish</td> <td style="padding: 5px;">lunch</td> </tr> <tr> <td style="padding: 5px;">shop</td> <td style="padding: 5px;">child</td> </tr> <tr> <td style="padding: 5px;">shark</td> <td style="padding: 5px;">chick</td> </tr> <tr> <td style="padding: 5px;">shelf</td> <td style="padding: 5px;">rich</td> </tr> </tbody> </table> <ul style="list-style-type: none"> <input type="checkbox"/> Do the Phonics Slides. (IN) <p style="text-align: center;">Complete the activity posted on Google Classroom (GC)</p> <p>Tuesday</p> <p>Clumsy Crab by Ruth Galloway</p> <ul style="list-style-type: none"> <input type="checkbox"/> Look at the cover. <input type="checkbox"/> Predict: What is going to happen in the story? Why do you think that? <input type="checkbox"/> Listen to or read the story. <input type="checkbox"/> Find new or interesting words from the story. What do they mean? (SA) 	sh	ch	cash	chin	dish	lunch	shop	child	shark	chick	shelf	rich	<p>Everyday</p> <div style="text-align: right; margin-bottom: 10px;"> </div> <ul style="list-style-type: none"> <input type="checkbox"/> Do a ‘Math Seeds’ activity (IN) (20mins). <input type="checkbox"/> Write numbers from 1 – 30. <input type="checkbox"/> Count forwards and backwards in the range of 1 – 30. <p>Monday</p> <ul style="list-style-type: none"> <input type="checkbox"/> Watch One is a Snail, Ten is a crab. <input type="checkbox"/> Choose a teen number <input type="checkbox"/> Make your number using the story animals. <input type="checkbox"/> Remember to count the legs <i>E.g. 14 is a crab, a person and 2 snails. (It could also be a crab and 2 people)</i> <input type="checkbox"/> Draw the animals to show your number (IN) <div style="text-align: center; margin: 10px 0;"> </div> <ul style="list-style-type: none"> <input type="checkbox"/> Challenge: Choose a number between 20 and 30. Can you make it using animals in the story? (<i>Count the legs</i>) <p>Tuesday</p> <ul style="list-style-type: none"> <input type="checkbox"/> Learn how to play ‘Guess my Number’ video <input type="checkbox"/> Write numbers 1 - 10 on paper (<i>or use your number cards from last week</i>) <input type="checkbox"/> Pick a secret number between 1 and 10. <input type="checkbox"/> Ask an adult to guess your number. If they guess it wrong, give clues like this: “My number is higher than ___ or my number is lower than ___.” <input type="checkbox"/> Swap – Now it’s your turn to guess! (SA) 	<ul style="list-style-type: none"> <input type="checkbox"/> Science Lesson: Click the picture. <div style="text-align: center; margin: 10px 0;"> </div> <ul style="list-style-type: none"> <input type="checkbox"/> Complete your activity any day this week and post it on Google Classroom (GC). 	<p>Creative Arts</p> <p>Monday</p> <p>A winter collage;</p> <ul style="list-style-type: none"> <input type="checkbox"/> Collect small twigs from outside. <input type="checkbox"/> Glue twigs on paper to make a tree. <input type="checkbox"/> Glue cotton wool or rolled up pieces of tissue as snow. (IN) <div style="text-align: center; margin: 10px 0;"> </div>	<p>PDHPE</p> <p>Tuesday</p> <ul style="list-style-type: none"> <input type="checkbox"/> Look at the Google slides <input type="checkbox"/> Watch the Youtube video <input type="checkbox"/> Answer the questions. (<i>Remember this is your own copy to work on, just like last week.</i>) <input type="checkbox"/> Do ‘Safe or Unsafe’ Sorting activity <input type="checkbox"/> Upload your picture and sentence about how to be safe on the road. (Look in the google slides for instructions) (GC) <div style="text-align: center; margin: 10px 0;"> </div>
sh	ch															
cash	chin															
dish	lunch															
shop	child															
shark	chick															
shelf	rich															

English	Mathematics	Science & Technology	HSIE
<p>Wednesday</p> <ul style="list-style-type: none"> Read <i>Clumsy Crab</i> again. Draw 3 pictures for the beginning, middle and end of the story. Retell: Talk about what happened at the beginning, middle and end. Write a sentence for each of your pictures. (SA) <p>Click here for help with your retell: https://docs.google.com/presentation/d/1rOPHBmtuDiyXJFhx_XS7rRWpZqZHC0HJA7KndeZftk/copy</p> <p>Thursday</p> <ul style="list-style-type: none"> Watch Octonauts to learn about Crabs! Talk about the difference between: The imaginative (fiction) Clumsy Crab and factual (non-fiction) text Crabs.  <ul style="list-style-type: none"> - Which story is made up? - Which is real information? - Why do you think this was written? - What did you learn from the text 'Crabs'? <ul style="list-style-type: none"> Write a sentence on something interesting about a crab. (SA)  <p>Friday</p> <ul style="list-style-type: none"> Find a picture of a Crab. Write a description of your crab. Use the Description Template (IN) <p><i>Remember to:</i></p> <ul style="list-style-type: none"> use an adjective use correct sentence punctuation Eg: capital letters and full-stops Read your work to check it makes sense. 	<p>Wednesday</p> <ul style="list-style-type: none"> We are learning to subtract. This means to 'take away' a smaller number from a bigger number. Watch this video Click picture to do activity Say the number sentence  <p>Eg; "8 cookies take away 3 cookies makes 5 cookies."</p> <p>Thursday</p> <ul style="list-style-type: none"> Watch this video Find (or make) 6 counters Draw a ten frame Put 6 counters on your ten frame. Roll the dice and take away that number of counters from the ten frame. How many counters are left? Say it in a number sentence. E.g. 6 take away 2 makes 4. Do these steps again. <p>Friday</p> <ul style="list-style-type: none"> Make number cards (1-10) Find 10 objects <i>Eg: lego pieces or coins</i> Flip 2 number cards over. Which number is bigger? Collect that many objects. E.g. if you flip a 8 and a 2. You will collect 8 objects. Take away the smaller number from your group of objects. How many are left? Say it in a number sentence. E.g. 8 take away 2 makes 6. Record yourself practising subtraction.  <p style="text-align: center;">Upload your video to GC. (GC)</p>	<p>Science & Technology</p> <p style="text-align: center;">Creative Arts</p> <p>Optional Extra</p> <p>Stick Family</p> <ul style="list-style-type: none"> Listen to 'Stick Man' Collect some Y shape sticks and some smaller straight sticks.  <ul style="list-style-type: none"> Place your straight stick across the Y shaped stick to make arms <ul style="list-style-type: none"> Wrap thread (or old strips of cloth) to hold the sticks together.  <ul style="list-style-type: none"> Wrap more coloured threads (or cloth) to make clothes. Draw paper eyes Cut and glue them on your stick.(IN) 	<p>Wednesday</p> <p>Caring for Places</p> <ul style="list-style-type: none"> Watch Mr Bean spring cleaning. What place is Mr.Bean taking care of? Do you do any of these things to take care of your home? Take a photo/video of you taking care of something in your home Eg: putting your toys away or watering a plant. <p style="text-align: center;">Upload your picture on Google Classroom (GC)</p> <p style="text-align: center;">PDHPE</p> <p style="text-align: center;">Fundamental Movement</p> <p>Thursday</p> <ul style="list-style-type: none"> Follow one of the P.E with Joe videos.  <p>Friday</p> <ul style="list-style-type: none"> Dance to some of these videos 