

INDEPENDENT	IN
SHARE WITH AN ADULT	SA
SHARE ON GOOGLE CLASSROOM	GC



PWPS Learning from Home Plan – Year 2

While at home, here are some activities to complete. Some activities require a device and these are optional to complete. We understand that every home is different, so please complete what you can. There is no expectation that every activity is complete.

TERM 3, WEEK 5 – Monday 9th August & Tuesday 10th August, 2021

English	Mathematics	Science & Technology	HSIE – Geography												
<p>Each day read for 10 minutes. (IN) You may like to listen to the story Penguins make bad pirates.</p> <ul style="list-style-type: none"> ○ After reading, make a connection. Does this book remind you of something you have already read or watched? (SA) <p>Monday</p> <ul style="list-style-type: none"> ○ Read and write words and sentences with the er digraph. Use the slides on Google Classroom. (GC) ○ Watch the videos to help you say and read this sound – er. ○ Words you could practise: <table border="1" style="margin-left: 20px; margin-bottom: 10px; width: 80%; text-align: center;"> <thead> <tr> <th colspan="2">er</th> </tr> </thead> <tbody> <tr> <td>fern</td> <td>concert</td> </tr> <tr> <td>germs</td> <td>sister</td> </tr> <tr> <td>perch</td> <td>danger</td> </tr> <tr> <td>perfect</td> <td>flower</td> </tr> <tr> <td>term</td> <td>helicopter</td> </tr> </tbody> </table> <ul style="list-style-type: none"> ○ You might like to practise this every day! ○ Watch the videos – ‘Penguins for kids’ and ‘Are fairy penguins real?’. (IN) <ol style="list-style-type: none"> 1. Write a <i>Sizzling Start</i> about fairy penguins. (IN) 2. Use the success criteria to improve and edit (fix) your writing every day. 3. You could use these adjectives. <p>Tuesday</p> <ul style="list-style-type: none"> ○ Write 3-4 sentences about a fairy penguin’s <i>appearance</i>. Describe what they look like and their classification. (IN) 	er		fern	concert	germs	sister	perch	danger	perfect	flower	term	helicopter	<p>Each day roll a dice 3 times to make a 3-digit number. (If you roll 1, 3 and 6, make 136.)</p> <ul style="list-style-type: none"> - Skip count <i>forwards</i> by 2s, 3s, 5s and 10s (e.g. 136, 138, 140 ...). - Skip count <i>backwards</i> from that number (e.g. 136, 126, 116 ...). (IN) <p>Monday</p> <ul style="list-style-type: none"> ○ Watch the video about making equal groups. ○ Play ‘Make equal groups’. (SA) <ol style="list-style-type: none"> 1. Get 15 small items from around your house (e.g. pasta, Lego) to practise sharing into equal groups. 2. Roll a dice to show the number of groups. (If you roll a 3, make 3 groups.) 3. Make a division number sentence using your objects: ‘__ shared between __ is __’ (e.g. 15 shared between 3 is 5). 4. Did you have any objects left over? <p>Tuesday</p> <ul style="list-style-type: none"> ○ Play ‘Making equal groups’ again. (IN) <ol style="list-style-type: none"> 1. Roll a dice and share your objects into equal groups. 2. Can you use the <i>commutative property</i> with your number sentence? (e.g. <i>‘3 groups of 4 is 12’</i> and <i>‘4 groups of 3 is 12’</i>). <ul style="list-style-type: none"> ○ Log-on to Maths Seeds and complete the set task. (IN) 	<ul style="list-style-type: none"> ○ Watch the videos – ‘Acknowledgement of Country’ and ‘Natural painting’. (IN) ○ Talk about the children in Tennant Creek using ochre: <ul style="list-style-type: none"> - <i>What</i> were they doing with the rocks? - <i>Where</i> did the rocks come from? - <i>Why</i> were they painting their bodies with the ochre? (SA) 	<ul style="list-style-type: none"> ○ Why do people go to parks? Think of as many reasons as you can! Write a list of reasons. ○ Use Google Earth to look at a park near your house. You could also go for a walk to a park nearby. <ul style="list-style-type: none"> - What <i>natural and built features</i> can you see? - Are there parts that need to be looked after? (IN)
er															
fern	concert														
germs	sister														
perch	danger														
perfect	flower														
term	helicopter														
		Creative Arts – Dance	PDHPE												
		<p>Listen to the story The Rainbow Fish.</p> <ol style="list-style-type: none"> 1. Make 4 positions (statues that do not move) that could be a fish. 2. Can you make <i>high and low</i> positions? 3. Hold each position for 4 counts before changing to your next position. 4. Film your dance positions and share your video on Google Classroom. (GC) 	<p><i>Do some exercise every day!</i> Watch the video and practise your skipping skills. (IN)</p> <p>You could also:</p> <ul style="list-style-type: none"> - Practise skipping without a skipping rope (jump with your feet together on the spot / side-to-side). - Make letters on the ground by jumping – T, P, X and I. - Practise hopping and balancing on 1 leg. 												

If you require support, please contact the school’s email addressed as follows **Attention – CLASS NAME - TEACHER NAME** : parramattwp.school@det.nsw.edu.au










INDEPENDENT	IN
SHARE WITH AN ADULT	SA
SHARE ON GOOGLE CLASSROOM	GC



PWPS Learning from Home Plan – Year 2

While at home, here are some activities to complete. Some activities require a device and these are optional to complete. We understand that every home is different, so please complete what you can. There is no expectation that every activity is complete.

TERM 3, WEEK 5 – Wednesday 11th August, Thursday 12th August, Friday 13th August, 2021

English	Mathematics	Science & Technology	HSIE – Geography
<p>Each day read for 10 minutes. (IN) You may like to listen to the stories Lost and Found and Be brave Little Penguin.</p> <ul style="list-style-type: none"> ○ After reading, talk about who would want to read this book and why. (SA) <p>Wednesday</p> <ul style="list-style-type: none"> ○ Watch the video about adverbs. Try to use some adverbs in your writing. (IN) ○ Write 3-4 sentences about a fairy penguin's <i>diet</i>. Describe what they eat. (SA)  <p>Thursday</p> <ul style="list-style-type: none"> ○ Practise reading and writing sentences by playing Writing Runway. Choose Phase 3 or Phase 4 sentences. (IN) ○ Write 3-4 sentences about a fairy penguin's <i>habitat</i>. Describe where they live. (IN)   <p>Friday</p> <ul style="list-style-type: none"> ○ Watch the video on Google Classroom about how to finish an information report with an exciting ending. (GC) 1. Write your own exciting ending about fairy penguins. Write 2-3 sentences. 2. Include an interesting fact. <p>Any day</p> <ul style="list-style-type: none"> ○ Log-on to Reading Eggs and complete the set task. (IN) 	<p>Each day roll a dice 3 times to make a 3-digit number. (If you roll 1, 3 and 6, make 136.)</p> <ul style="list-style-type: none"> - Skip count <i>forwards</i> (e.g. 136, 138, 140 ...) or <i>backwards</i> (e.g. 136, 126, 116 ...) by 2s, 3s, 5s and 10s. (IN) <p>Wednesday</p> <ul style="list-style-type: none"> ○ Listen to the story Bean Thirteen. (IN) 1. Get a collection of objects (e.g. spoons). 2. Share the objects in different ways. 3. Record your sharing – draw and write. <ul style="list-style-type: none"> - Did you make equal groups? - Were there any left over? ○ Play the division game. (IN)  <p>Thursday</p> <ul style="list-style-type: none"> ○ Look at the slides on Google Classroom. ○ Take some cups and add water. 1. Order the cups from what holds the <i>least</i> to what holds the <i>most</i> water. 2. Take a photo of your work and write how you have ordered the cups. (GC) ○ Play the game 'Can you fill it?' (IN) <p>Friday</p> <ul style="list-style-type: none"> ○ Play the game to practise counting cubes to calculate volume. (IN) ○ Get a container and some small objects (e.g. blocks). 1. Pack the box with your objects. Try not to leave any spaces. You can watch the video for help. 2. Draw and write how many objects you needed to fill the box. 	<ul style="list-style-type: none"> ○ Watch the video about making ochre. ○ Choose 1 of these objects used by Aboriginal and Torres Strait Islander people. <ol style="list-style-type: none"> 1. Draw a picture of it. 2. Label your drawing. 3. Take a photo of your work and upload it to Google Classroom. (GC)  <p>cross boomerang rock art pandanus basket</p>	<ul style="list-style-type: none"> ○ Watch the videos about who looks after parks: <ul style="list-style-type: none"> - a park ranger - a playground designer - a volunteer ○ Draw a picture showing the ways you can help to look after parks. (IN) 
		<p>Creative Arts – Visual Arts</p> <p>Draw a penguin. (IN)</p> <p>Follow the directions by watching the video.</p>  <p>You might like to learn how to draw a cartoon penguin too!</p>	<p>PDHPE</p> <ul style="list-style-type: none"> ○ Make a board game that you can play with a friend or your family. (SA) 1. Watch the video to learn how to make a board game. 2. You might like to have: <ul style="list-style-type: none"> - special tiles (e.g. Go back a space) - a dice - game pieces for each player 3. Ask a family member at home to play. Make sure you explain the rules! 

If you require support, please contact the school's email addressed as follows **Attention – CLASS NAME - TEACHER NAME** : parramattwp.school@det.nsw.edu.au