


# PWPS Learning from Home Plan – Year 6

INDEPENDENT	IN
SHARE WITH AN ADULT	SA
SHARE ON GOOGLE CLASSROOM	GC

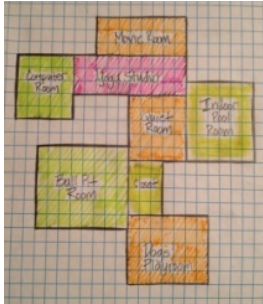



While at home, here are some activities to complete. Some activities require a device and these are optional to complete. We understand that every home is different, so please complete what you can. There is no expectation that every activity is complete.

WEEK 5 TERM 3 – MONDAY & TUESDAY												
English	Mathematics	Science & Technology	HSIE									
<b>Reading - Everyday</b> <input type="checkbox"/> Read to yourself for 30 minutes. Keep a record of your reading. (IN) <input type="checkbox"/> Complete Wushka assigned activities. (IN)  <b>Monday Reading</b> <input type="checkbox"/> Log into Epic! (IN) <input type="checkbox"/> Watch this video <a href="https://bit.ly/usingEpicBooks">https://bit.ly/usingEpicBooks</a> (IN) <input type="checkbox"/> Complete the Epic! Scavenger hunt in your Google Classroom Workbook. (GC)  <b>Tuesday Writing</b> <input type="checkbox"/> Play this <a href="https://bit.ly/3rPMFNa">game</a> <a href="https://bit.ly/3rPMFNa">https://bit.ly/3rPMFNa</a> to learn about the features of nonfiction texts when reading and writing. (IN) <input type="checkbox"/> Choose 3 features that you can use in your informative texts. (IN) <input type="checkbox"/> Write down in your own words what these features are and how you can use them in your informative writing. (IN) <table border="1"><thead><tr><th>Feature</th><th>Index</th><th></th></tr></thead><tbody><tr><td>Meaning</td><td>Alphabetical list of words with reference to the pages</td><td></td></tr><tr><td>Use</td><td>Include it at the end of the report to show the technical words I included</td><td></td></tr></tbody></table>	Feature	Index		Meaning	Alphabetical list of words with reference to the pages		Use	Include it at the end of the report to show the technical words I included		<b>Maths - Everyday</b> <input type="checkbox"/> Complete Manga High assigned activities (IN) <input type="checkbox"/> Continue to play a game using the cards and or dice. (SA)  <b>Monday – What do I know?</b> <input type="checkbox"/> Watch the video about area. <a href="https://bit.ly/3rM9lhv">https://bit.ly/3rM9lhv</a> (IN) <input type="checkbox"/> The clip has information about squares, rectangles and triangles. <input type="checkbox"/> Pause the video and take notes. (IN) <input type="checkbox"/> Re-watch a section if you need to. <input type="checkbox"/> Try out an example and practise by drawing different squares, rectangles and triangles in your book. (IN) <input type="checkbox"/> Try to teach a family member what you have learnt about area. (SA)  <b>Tuesday – Finding the area and perimeter.</b> <input type="checkbox"/> Calculate the perimeter and area of each shape and fill in the table in your Google Classroom Workbook. (GC)  <i>If you do not have access online:</i> <input type="checkbox"/> Draw 6 shapes in your book and calculate the perimeter and area for each shape. Show your working out. (SA)	Not today  <b>Creative Arts</b> <b>Drama - Monday Elements of Drama</b> <input type="checkbox"/> Watch the video and take notes: <a href="https://bit.ly/dramalesson4">https://bit.ly/dramalesson4</a> (IN). <b>Task 1:</b> <input type="checkbox"/> Watch the news video: ‘Women’s Sports Uniform Debate’ <a href="https://bit.ly/dramalesson4video">https://bit.ly/dramalesson4video</a> (IN). <input type="checkbox"/> Write down 3 examples of how elements of drama are used in this news video. (IN) <i>Extension:</i> Share one example by posting here: <a href="https://bit.ly/dramaticelements">https://bit.ly/dramaticelements</a> .  <b>Task 2:</b> <input type="checkbox"/> Read a news article of your choice from this website: <a href="https://www.kidsnews.com.au/">https://www.kidsnews.com.au/</a> (SA). <input type="checkbox"/> Change the article into a dramatic performance. (SA). <input type="checkbox"/> Practise performing this news article using the news presenter character you created last week (pretend you are being videoed). Make sure you use dramatic elements to improve your performance. (SA). <input type="checkbox"/> Perform in front of an audience (family) and ask for feedback on your performance, including the elements of drama you used. (SA).	Not today  <b>PDHPE</b> <b>Every Day - PE</b> <input type="checkbox"/> Log into Google Classroom and complete your daily activity. Remember to log your activity in your Google Classroom Workbook (GC)  
Feature	Index											
Meaning	Alphabetical list of words with reference to the pages											
Use	Include it at the end of the report to show the technical words I included											

If you require support, please contact the school's email addressed as follows **Attention – CLASS NAME - TEACHER NAME : [parramattw-p.school@det.nsw.edu.au](mailto:parramattw-p.school@det.nsw.edu.au)**

# WEEK 5 TERM 3 – WEDNESDAY, THURSDAY & FRIDAY

English	Mathematics	Science & Technology	HSIE
<p><b>Reading - Everyday</b></p> <p><input type="checkbox"/> Read to yourself for 30 minutes.</p> <p><b>Wednesday Word Work</b></p> <p><input type="checkbox"/> Find out the meaning and origin of the suffix '-ful'. (IN)</p> <p><input type="checkbox"/> Create a list of 10 words using the suffix word '-ful'. (IN)</p> <p><input type="checkbox"/> Sort your '-ful' words into 3 different categories. Label each category. E.g. syllables, number of letters and parts of speech (nouns, verbs or adjectives) (SA)</p> <p><b>Writing</b></p> <p><input type="checkbox"/> Watch this <a href="https://bit.ly/3yoDgPi">video</a>. <a href="https://bit.ly/3yoDgPi">https://bit.ly/3yoDgPi</a> (IN)</p> <p><input type="checkbox"/> Refer to the informative plan that you wrote last week. (IN)</p> <p><input type="checkbox"/> Write an <u>introduction</u> for your informative text. Include a <u>hooking sentence</u>, <u>background information</u> and a <u>thesis</u> (topic sentence). (SA)</p> <p><i>Hint: Do not copy and paste anything from any website. Use your own words. Make sure you keep this writing for your teacher when we return to school.</i></p> <p><b>Thursday Reading</b></p> <p><input type="checkbox"/> Explore epic! and add 5 books to your favourites by clicking on the heart. (IN)</p> <p><input type="checkbox"/> Start reading one of the books. (IN)</p> <p><b>Word Work</b></p> <p><input type="checkbox"/> Using the letters of the word 'contracting' create as many words as you can. (SA)</p> <p><b>Friday Reading</b></p> <p><input type="checkbox"/> Explore epic! and find an informative text to read. (IN)</p> <p><input type="checkbox"/> Identify 3 nonfiction features in your text. (IN)</p>	<p><b>Maths - Everyday</b></p> <p><input type="checkbox"/> Complete Manga High assigned activities (IN)</p> <p><input type="checkbox"/> Continue to play a game using the cards and or dice. (SA)</p> <p><b>Wednesday – Area Problem Solving</b></p> <p><input type="checkbox"/> Henry wants to make a rectangular chicken coop/ house in his backyard. He buys 12 metres of fencing wire.</p> <p>- What is the largest area that he can make for his chickens? (IN)</p> <p><b>Challenge:</b> What if Henry has 60 metres of fencing? (IN)</p> <p><b>Thursday – Dream House Part 1.</b></p> <p><input type="checkbox"/> Design a floor plan of your 'dream' home. Your house must include at least 1 bathroom, 3 bedrooms, a kitchen, a dining room, a lounge/living room and laundry (IN)</p> <p><input type="checkbox"/> Measure the area of each room and determine the total area of the house. (IN)</p> <p><input type="checkbox"/> Draw your plan using a ruler. Use grid paper if you have some. (SA)</p> <p>Here is a link if you would like to download some grid paper. <a href="https://bit.ly/3rNuKXw">https://bit.ly/3rNuKXw</a></p>  <p><b>Friday – Dream House Part 2</b></p> <p><input type="checkbox"/> Decide which rooms in your dream house will have carpet or tiles. (SA)</p> <p>- Carpet is \$20 per square metre</p> <p>- Tiles- one 20cm x 20cm tile is \$10</p> <p><input type="checkbox"/> Calculate the total cost for each room. (SA)</p> <p><input type="checkbox"/> Calculate the total cost of flooring for the whole house. (SA)</p> <p><i>Hint: Show your working out.</i></p>	<p><b>Thursday</b></p> <p><input type="checkbox"/> Watch these examples of matter <u>expanding</u> when heated and <u>contracting</u> when cooled:</p> <p>- <a href="https://bit.ly/3fvSaf0">https://bit.ly/3fvSaf0</a></p> <p>- <a href="https://bit.ly/3fteSVd">https://bit.ly/3fteSVd</a></p> <p>- <a href="https://bit.ly/3rRGPuQ">https://bit.ly/3rRGPuQ</a> (IN)</p> <p><input type="checkbox"/> Fill a plastic water bottle almost to the top and mark the water level. Place the bottle in the freezer overnight.</p> <p><input type="checkbox"/> Take it out the next day and mark the new water level. (SA)</p> <p><input type="checkbox"/> Draw a diagram to record your observations. Make sure to write whether the water <u>expanded</u> or <u>contracted</u> when frozen. (GC)</p> 	<p><b>Geography - Wednesday</b></p> <p><input type="checkbox"/> View <a href="https://bit.ly/37iEol8">What will the Earth look like in the Future?</a> Google slides. <a href="https://bit.ly/37iEol8">https://bit.ly/37iEol8</a> (IN)</p> <p><input type="checkbox"/> Imagine you were asked to make a <u>time capsule</u> to tell future people about the <u>natural environment</u> of the Earth today. (IN)</p> <p>- What would go inside?</p> <p>- What objects would tell us about the current conditions of the Earth? E.g. climate, population, natural disasters.</p> <p><input type="checkbox"/> Complete the table in your <a href="#">Google Classroom Workbook</a>. Include drawings or images and state what the object tells about the history of the Earth's environment e.g. what it is, where it was found, what it was used for, how it affected the environment and if it can be used sustainably. (GC)</p> <p><i>If you are unable to access a device, complete the above activity by drawing your own table. (SA)</i></p>
		Creative Arts	PDHPE
		<p>Not today</p>	<p><b>Every Day - PE</b></p> <p><input type="checkbox"/> Log into Google Classroom and complete your daily activity. Log your activity in your <a href="#">Google Classroom Workbook</a>. (GC)</p> <p><b>Friday – Health</b></p> <p><input type="checkbox"/> View <a href="https://bit.ly/2VoJtMs">Lesson 3 - Food Glorious Food</a> Google Slides <a href="https://bit.ly/2VoJtMs">https://bit.ly/2VoJtMs</a> (IN)</p> <p><input type="checkbox"/> Read the meal plan for Ima Foodlover.(GC)</p> <p><input type="checkbox"/> Sort the foods eaten by Ima Foodlover to the correct sections of the Australian Guide to Healthy Eating. (GC)</p> <p><input type="checkbox"/> Answer the questions based on Ima Foodlover's meal plan. (GC)</p> <p><i>If you are unable to access a device, create a list of 'sometimes' items that you can add to your Australian Healthy Food Guide poster you designed last week. (IN)</i></p>