

INDEPENDENT	IN
SHARE WITH AN ADULT	SA
SHARE ON GOOGLE CLASSROOM	GC



PWPS Learning from Home Plan – Year 1

While at home, here are some activities to complete. Some activities require a device and these are optional to complete. We understand that every home is different, so please complete what you can. There is no expectation that every activity is complete.

TERM 3, WEEK 6 – Monday 16th August & Tuesday 17th August, 2021

English	Mathematics	Science & Technology	HSIE – Geography												
<p>Each day read for 10 minutes. (IN) You may like to listen to one of these stories. ○ After reading, make a connection. Does this book remind you of something you have already read or watched? (SA)</p> <p>Monday</p> <ul style="list-style-type: none"> ○ Read and write words and sentences with the oi and oy digraphs. Use the slides on Google Classroom. (GC) ○ Watch the videos to help you say and read these sounds – oi and oy. ○ Words you could practise: <table border="1" style="width: 100%; text-align: center; border-collapse: collapse;"> <thead> <tr> <th style="background-color: black; color: white;">oi</th> <th style="background-color: black; color: white;">oy</th> </tr> </thead> <tbody> <tr> <td>oil</td> <td>toy</td> </tr> <tr> <td>coin</td> <td>boys</td> </tr> <tr> <td>soil</td> <td>enjoy</td> </tr> <tr> <td>join</td> <td>royal</td> </tr> <tr> <td>point</td> <td>destroy</td> </tr> </tbody> </table> <ul style="list-style-type: none"> ○ You might like to practise this every day! <p>Tuesday</p> <ul style="list-style-type: none"> ○ Read the poem ‘My name is Dewi’. (SA) 1. Draw a picture of your favourite food, animal, toy and colour. 2. Find out how to say these words in another language. 3. Finish the sentence using the new language. E.g. My favourite animal is _____. <p>Any day</p> <ul style="list-style-type: none"> ○ Log-on to Reading Eggs and complete the set task. (IN) 	oi	oy	oil	toy	coin	boys	soil	enjoy	join	royal	point	destroy	<p>Each day roll 5 dice and add the numbers together. Think about doubles and near-doubles when adding. (IN)</p> <p>Monday</p> <ul style="list-style-type: none"> ○ Watch the video on fractions. (IN) ○ Complete the activity ‘Paper Halving’. (SA) 1. You will need: an A4 sheet of paper. 2. How many ways can you halve an A4 sheet of paper? 3. See how many different ways you can find. Explore by folding your paper. Don’t be afraid to be creative! 4. You might start off with something like this, for example: <div style="display: flex; justify-content: space-around; align-items: center;"> <div style="border: 1px solid black; width: 40px; height: 40px; background-color: orange; display: flex; align-items: center; justify-content: center;">A</div> <div style="border: 1px solid black; width: 40px; height: 40px; background-color: orange; display: flex; align-items: center; justify-content: center;">B</div> <div style="border: 1px solid black; width: 60px; height: 60px; background-color: orange; display: flex; align-items: center; justify-content: center;"> <div style="border-bottom: 1px solid black; width: 100%; height: 30px;">A</div> <div style="border-bottom: 1px solid black; width: 100%; height: 30px;">B</div> </div> </div> <p>Tuesday</p> <ul style="list-style-type: none"> ○ Watch the video – ‘Making a half’. 1. Draw shapes that are NOT easy to find a half of. 2. Can you show how you know? 3. Upload your pictures to Google Classroom. (GC) <div style="border: 1px solid black; padding: 5px; text-align: center;"> <p>Which shapes are NOT easy to find half?</p> </div>	<p>Watch the video – ‘What a waste!’ (IN)</p> <p>Talk about some things you saw in the video:</p> <ul style="list-style-type: none"> ○ What do you think waste is? ○ What natural resources (things) are we wasting? ○ What things on Earth are being affected by our waste? (SA) 	<p>How do we use spaces? Places like schools, parks and sport fields cost a lot of money to build. Sometimes people change the spaces so they can be used for other activities.</p> <ol style="list-style-type: none"> 1. Watch this video of ANZ Stadium and its changes. 2. Choose a space (e.g. parks, schools, sport grounds). 3. Draw 3 ways that the space can be used in different ways. (IN)
oi	oy														
oil	toy														
coin	boys														
soil	enjoy														
join	royal														
point	destroy														
		<p>Creative Arts – Visual Arts</p> <p>Draw a funny grilled cheese sandwich! (IN)</p> <p>Follow the directions by watching the video.</p> <p>You might like to draw another food into something funny too!</p>	<p>PDHPE</p> <p><i>Do some exercise every day!</i></p> <ul style="list-style-type: none"> ○ Watch the video and practise your catching skills. (IN) ○ You could also use a small ball (or rolled-up socks) to: <ul style="list-style-type: none"> - <i>Throw, clap and catch</i> – Throw the ball in the air and clap as many times as possible before catching it. - <i>Throw, spin and catch</i> – Throw the ball in the air and try to spin on the spot before catching the ball. 												





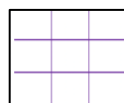




INDEPENDENT	IN
SHARE WITH AN ADULT	SA
SHARE ON GOOGLE CLASSROOM	GC



PWPS Learning from Home Plan – Year 1

While at home, here are some activities to complete. Some activities require a device and these are optional to complete. We understand that every home is different, so please complete what you can. There is no expectation that every activity is complete.

TERM 3, WEEK 6 – Wednesday 18th August, Thursday 19th August, Friday 20th August, 2021

English	Mathematics	Science & Technology	HSIE – Geography
<p>Each day read for 10 minutes. (IN) You may like to listen to one of these stories.</p> <ul style="list-style-type: none"> o After reading, talk about who would want to read this book and why. (SA) <p>Wednesday</p> <ul style="list-style-type: none"> o We will be learning how to write procedures – a new informative text. 1. Listen to the recording and follow the slides. (IN) 2. Watch the videos on procedure writing and making fairy bread. (IN) o Watch the video. Write commands to make fairy bread. 1. Start each sentence with a verb. 2. Use these verbs to help you. (SA) <p>Thursday</p> <ul style="list-style-type: none"> o Listen to the recording about how to write a Sizzling Start. (Go to slide 6.) 1. Write a Sizzling Start about fairy bread. 2. Use the success criteria. (SA) o Practise reading oi and oy words by playing Buried Treasure. Select 'Phase 3' or 'Phase 5' and the oi or oy words. (IN) <p>Friday</p> <ul style="list-style-type: none"> o Sort the procedure puzzle. (GC) 1. Make your own food with bread – e.g. fairy bread, sandwich or toast. 2. Take a photo or video and share what you have made on Google Classroom! 	<p>Each day roll 5 dice and add the numbers together. Think about doubles and near-doubles when adding. (IN)</p>  <p>Wednesday</p> <ul style="list-style-type: none"> o Listen to the story Cluck O'Clock. 1. Draw a picture of what you do at different times during the day (e.g. 9 o'clock, 12 o'clock, 3 o'clock). 2. Write a sentence for each picture. (IN)  <p>Thursday</p> <ul style="list-style-type: none"> o Watch the video. 1. Draw a clock on a piece of paper. 2. Use Lego or other objects for the hands of the clock. 3. Practise making o'clock times. (SA)  <p>Friday</p> <ul style="list-style-type: none"> o Watch the time video. o Play 'Roll it, Tell it, Cover it'. If you are not playing online: 1. Make a Bingo board and write o'clock times in the squares. 2. Roll 2 dice, add the numbers and cover the o'clock time with an object like Lego (e.g. If your total is 2 – cover 2 o'clock.) (SA)  <p>Any day</p> <ul style="list-style-type: none"> o Log-on to Maths Seeds and complete the set task. (IN) 	<p>Waste is anything we throw away or get rid of, that does not get used again.</p> <ul style="list-style-type: none"> o What things do you waste? o Draw and label some things that you waste. (GC) 	<p>Just like outside spaces, inside spaces can be changed for different activities.</p> <ol style="list-style-type: none"> 1. Watch this video about organising classroom spaces. 2. Make a list of the activities you do in your living room or bedroom while you are learning at home (e.g. school work, exercise). 3. Choose an activity and draw how you change the room for it. (GC) 
		Creative Arts – Dance	PDHPE
		<p>Watch the video to learn the 'Sea Animal Dance'.</p> <ul style="list-style-type: none"> o Think about a sea animal you could add to the dance. o Make a movement for this sea creature. (e.g. Jellyfish wobble this way, and that way!) (IN) 	<p>Watch the video about honesty. (SA)</p> <ul style="list-style-type: none"> o What does an honest person do? o Make a list of things an honest person does. 

If you require support, please contact the school's email addressed as follows **Attention – CLASS NAME - TEACHER NAME** : parramattwp.school@det.nsw.edu.au