

PWPS Learning from Home Plan – Kindergarten

















While at home, here are some activities to complete. Some activities require a device and these are optional to complete. We understand that every home is different, so please complete what you can. There is no expectation that every activity is completed.

INDEPENDENT	IN
SHARE WITH AN ADULT	SA
SHARE ON GOOGLE CLASSROOM	GC



Term 3 – Week 7 – Monday & Tuesday

English	Mathematics	Science & Technology	HSIE								
<p>Any Day</p> <ul style="list-style-type: none"> <input type="checkbox"/> Morning Routine. <p>Everyday</p> <ul style="list-style-type: none"> <input type="checkbox"/> Do a set task on Reading Eggs. <input type="checkbox"/> Do one 'Sight Word Grid' activity. <p>Monday</p> <ul style="list-style-type: none"> <input type="checkbox"/> Watch the video: 'th' <input type="checkbox"/> Open a book. <i>Can you see words with 'th' in them?</i> <input type="checkbox"/> Read and write these words: <table border="1" style="margin: 10px auto;"> <tr> <th colspan="2" style="background-color: #e67e22; color: white;">th</th> </tr> <tr> <td style="background-color: #e67e22;">think</td> <td style="background-color: #e67e22;">that</td> </tr> <tr> <td style="background-color: #e67e22;">three</td> <td style="background-color: #e67e22;">they</td> </tr> <tr> <td style="background-color: #e67e22;">path</td> <td style="background-color: #e67e22;"></td> </tr> </table> <ul style="list-style-type: none"> <input type="checkbox"/> Do the Phonics slides. (IN) <p>Complete the activity posted on Google classroom (GC)</p> <p>Tuesday</p> <p>Inky the Octopus by Erin Guendelsberger</p> <ul style="list-style-type: none"> <input type="checkbox"/> Look at the cover. <input type="checkbox"/> Predict: What will happen in the story? Why do you think that? <input type="checkbox"/> Listen or read the story. <input type="checkbox"/> Talk about new or interesting words. <input type="checkbox"/> Write a sentence about why you liked or didn't like the book. (SA) 	th		think	that	three	they	path		<p>Everyday</p> <ul style="list-style-type: none"> <input type="checkbox"/> Do a 'Math Seeds' activity (IN) (20mins). <input type="checkbox"/> Make Number Cards from 1 – 30. <input type="checkbox"/> Mix your cards and order them correctly <input type="checkbox"/> Count forwards and <u>backwards</u> in the range of 1 – 30. <p>Monday</p> <ul style="list-style-type: none"> <input type="checkbox"/> Watch video on number busting skills. <input type="checkbox"/> Open Jamboard to practise. (IN) <p>Tuesday</p> <ul style="list-style-type: none"> <input type="checkbox"/> We are learning to <u>find numbers</u> at home <input type="checkbox"/> Numbers are all around us. <input type="checkbox"/> <i>Can you find numbers in your home?</i> <input type="checkbox"/> Start looking for numbers. E.g. "I can see numbers on the microwave." <input type="checkbox"/> Tell an adult about 3 places in your home where you found numbers.(SA) <div style="display: flex; justify-content: space-around; align-items: center;"> </div> <div style="display: flex; justify-content: space-around; align-items: center;"> </div>	<p>Monday</p> <ul style="list-style-type: none"> <input type="checkbox"/> Science Lesson: Click the picture. (SA) <p>Complete your activity posted on Google Classroom (GC)</p>	
th											
think	that										
three	they										
path											
		<p style="background-color: blue; color: white; text-align: center; padding: 5px;">Creative Arts</p> <p>Optional Extra:</p> <ul style="list-style-type: none"> <input type="checkbox"/> Listen to: 'Alpacas with Maracas' <input type="checkbox"/> Fill a plastic bottle or container with some rice, lentils or beans. <ul style="list-style-type: none"> <input type="checkbox"/> Put the lid on tightly. <input type="checkbox"/> Decorate your bottle with stickers, coloured tapes, wrapping paper or markers. <ul style="list-style-type: none"> <input type="checkbox"/> Shake it and dance. (IN) 	<p style="background-color: purple; color: white; text-align: center; padding: 5px;">PDHPE</p> <p>Tuesday</p> <ul style="list-style-type: none"> <input type="checkbox"/> Look at your copy of the Google Slides – PDHPE – Resilience. <input type="checkbox"/> Answer the questions (<i>remember to write directly onto the slides as they are your own copy</i>). <input type="checkbox"/> Make a video discussing a time you needed to be resilient: <p>Think about:</p> <ul style="list-style-type: none"> - <i>What happened?</i> - <i>How did you get through it?</i> - <i>How do you know you were being resilient?</i> <p>Upload your video to Google Classroom. (GC)</p>								

English	Mathematics	Science & Technology	HSIE
<p>Wednesday</p> <ul style="list-style-type: none"> Click the picture →  for help with descriptions. Find an Octopus picture. Write a description of your octopus. Use the Description Template. (SA) <p><i>Remember to:</i></p> <ul style="list-style-type: none"> use an adjective →  use correct punctuation   Eg: capital letters and full-stops. Read your work to check it makes sense. 	<p>Wednesday</p> <ul style="list-style-type: none"> Watch this video about morning, afternoon, evening and night.   What do you do at each time of the day?   E.g. “In the morning I eat breakfast.” Use template to draw 1 activity for the morning, afternoon, evening, night. (IN) Cut on the lines until you have 4 cards. Mix up your picture cards. Order your picture cards correctly. <p>Upload your work to Google Classroom (GC).</p>		<p>Wednesday</p> <ul style="list-style-type: none"> Read My Country.  Where do you think her country is? What does she do in her country? Why do you think her country is special to her? (SA) Draw a picture to show how the girl is feeling in the story. Write a sentence about why you think she is feeling that way.(IN)
<p>Thursday</p> <ul style="list-style-type: none"> Watch ‘Octopus facts’ and ‘Learn about Octopus’. Talk about the difference between: The imaginative (fiction) text and factual (non-fiction) text. <ul style="list-style-type: none"> - Which story is made up? - Which is real information? - Why do you think this was written? - What did you learn from the non-fiction text? Write key words about octopus on your Recording Information Template(SA)  Click to watch last week’s seahorse video for help. →  	<p>Thursday</p> <ul style="list-style-type: none"> We are learning to describe and compare the time that activities take. Some activities take a short time, and some take a long time. E.g. “It takes longer to eat my lunch than to clean my teeth.” Click the slides and press ‘present’ to start your activity today. (SA) 	<p>Creative Arts</p>	<p>PDHPE</p>
<p>Friday</p> <ul style="list-style-type: none"> Read your Recording Information Sheet from yesterday. Choose 3 headings and write your key words into sentences.  	<p>Friday</p> <ul style="list-style-type: none"> Watch Days of the Week video Click this link to order the days.  Imagine you are at school: <i>Can you remember what day you had library? Or played sport?</i> Tell an adult 1 thing you did on a particular day. E.g. “On Tuesday we went to the library.” (SA) 	<p>Friday</p> <p>My Heart Map</p> <ul style="list-style-type: none"> Draw a large heart  Draw lines inside to make 6 parts. Draw 6 things that you like or that make you happy in each part. Colour each part.  <p>Upload a picture of your heart on Google Classroom (GC)</p>	<p>Fundamental Movement</p> <p>Thursday</p> <ul style="list-style-type: none"> Practise <i>fundamental movement skills</i> by clicking below: <ul style="list-style-type: none"> balancing hopping galloping skipping leaping jumping running dodging These activities are good with a ball.  <ul style="list-style-type: none"> catching throwing kicking striking <p>(No ball? Try a soft toy, balloon, scrunched-up paper or socks instead.)</p>

