







INDEPENDENT	IN
SHARE WITH AN ADULT	SA
SHARE ON GOOGLE CLASSROOM	GC



PWPS Learning from Home Plan – Year 2

While at home, here are some activities to complete. Some activities require a device and these are optional to complete. We understand that every home is different, so please complete what you can. There is no expectation that every activity is complete.

TERM 3, WEEK 7 – Monday 23rd August & Tuesday 24th August, 2021

English	Mathematics	Science & Technology	HSIE – Geography												
<p>Each day read for 10 minutes. <i>(IN)</i> You may like to listen to one of these stories.</p> <ul style="list-style-type: none">After reading, pick a character from the book and share if you would want to be their friend and why. <i>(SA)</i> <p>Monday</p> <ul style="list-style-type: none">Read and write words and sentences that use the gn and kn digraphs. Use the slides on Google Classroom. <i>(GC)</i>Watch the videos to help you say and read these sounds – gn and kn.Words you could practise: <table><tr><th>gn</th><th>kn</th></tr><tr><td>gnome</td><td>knob</td></tr><tr><td>align</td><td>knight</td></tr><tr><td>sign</td><td>knit</td></tr><tr><td>design</td><td>knee</td></tr><tr><td>assignment</td><td>knock</td></tr></table> <ul style="list-style-type: none">You might like to practise this every day! <p>Tuesday</p> <ul style="list-style-type: none">Play Writing Runway to practise reading and writing sentences. Go to Phase 4. <i>(IN)</i>Watch the video and read the slides about adverbs. <div></div> <ol style="list-style-type: none">Pick 3 adverbs (e.g. quickly, loudly, excitedly, sadly).Write 3 sentences using these adverbs. <i>(SA)</i>	gn	kn	gnome	knob	align	knight	sign	knit	design	knee	assignment	knock	<p>Each day roll 2 dice and:</p> <ol style="list-style-type: none">Add the numbers (e.g. 6 + 3 = 9).Find the difference (e.g. 6 – 3 = 3).Multiply the numbers (e.g. 6 x 3 = 18).Add your 3 answers to find your total (e.g. 9 + 3 + 18 = 30). <i>(IN)</i> <p>Monday</p> <ul style="list-style-type: none">Read the book about time to the quarter-hour on Reading Eggs or watch the video. <ol style="list-style-type: none">Use your clock from last week or make a new clock.Roll 2 dice and add the numbers to make the time to the hour (e.g. 4 = 4 o'clock).Move the minute hand (long hand) to the 3 and say, “It’s a quarter past ...”Repeat moving the minute hand to the 6 (<i>half past</i>) to the 9 (<i>quarter to</i>) and back to the 12 (<i>o'clock</i>). <i>(SA)</i> <ul style="list-style-type: none">Play the online time game. <i>(IN)</i> <p>Tuesday</p> <ul style="list-style-type: none">Watch the videos about telling time – quarter past and quarter to the hour.Complete the time Jamboard on Google Classroom. <i>(GC)</i><ul style="list-style-type: none">Watch the video to help you complete the task. <div></div> <p>Any day</p> <ul style="list-style-type: none">Log-on to Maths Seeds and complete the set task. <i>(IN)</i>	<p>Watch the videos – ‘The 3Rs song’ and ‘Reduce, reuse, recycle’.</p> <p>Explain to an adult at home what these words mean:</p> <ul style="list-style-type: none">reduce (use less)reuse (use again)recycle (turn it into something new) <i>(SA)</i> <div></div> <p>Creative Arts – Visual Arts</p> <p>Draw a Lego person. <i>(IN)</i></p> <p>Follow the directions by watching the video.</p> <div></div> <p>You might like to draw some Lego people for your Lego City! (See Geography task.)</p>	<p>What can we do in places?</p> <ul style="list-style-type: none">Most spaces are organised for a special reason (e.g. school is organised for learning).Watch the video about building a Lego City. <ol style="list-style-type: none">Make a list of the different places you saw in the video.Build or draw your own Lego City. Think about the best way to organise your city.Draw a map of your Lego City. <i>(GC)</i> <div></div> <p>PDHPE</p> <p>Do some exercise every day!</p> <ul style="list-style-type: none">Watch the video and practise your underarm throwing. <i>(IN)</i>With a small ball or rolled up socks you could practise:<ul style="list-style-type: none">Throwing a ball at a target on a wall.Use your toys to play bowling. Use an underarm throw to knock them over! <div></div>
gn	kn														
gnome	knob														
align	knight														
sign	knit														
design	knee														
assignment	knock														

If you require support, please contact the school's email addressed as follows **Attention – CLASS NAME - TEACHER NAME** : parramattwp.school@det.nsw.edu.au







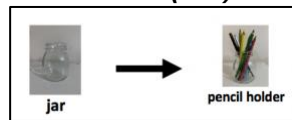



INDEPENDENT	IN
SHARE WITH AN ADULT	SA
SHARE ON GOOGLE CLASSROOM	GC



PWPS Learning from Home Plan – Year 2

While at home, here are some activities to complete. Some activities require a device and these are optional to complete. We understand that every home is different, so please complete what you can. There is no expectation that every activity is complete.

TERM 3, WEEK 7 – Wednesday 25th August, Thursday 26th August & Friday 27th August, 2021

English	Mathematics	Science & Technology	HSIE – Geography
<p>Each day read for 10 minutes. (IN) You may like to listen to one of these stories. ○ After reading, talk about who would want to read this book and why. (SA)</p> <p>Wednesday ○ Look at the slides on Google Classroom to learn how to make origami. (GC) 1. Choose what you would like to make by reading and following the origami instructions. 2. Write a Sizzling Start, the equipment you need and the steps to make it. 3. Use the verbs to help you. 4. Share a photo or video of what origami art you have made!</p>   <p>Thursday ○ Read ‘Window’. 1. Look at 2 of the windows from the book. 2. Write about 3 changes you can see. (SA)</p> <p>Friday ○ Read ‘Window’ again. 1. Go and look through one of your windows at home. 2. Draw what you can see outside your own window. 3. Write about what you can see. (IN)</p>  <p>Any day ○ Log-on to Reading Eggs and complete the set task. (IN)</p>	<p>Each day roll 2 dice and: 1. Add the numbers (e.g. $6 + 3 = 9$). 2. Find the difference (e.g. $6 - 3 = 3$). 3. Multiply the numbers (e.g. $6 \times 3 = 18$). 4. Add your 3 answers to find your total (e.g. $9 + 3 + 18 = 30$). (IN)</p>  <p>Wednesday ○ Watch the video about fractions. 1. Get 4 strips of paper. Label 1 strip of paper ‘one whole’. 2. Fold the next strip into 2 equal parts and cut along the fold. 3. Label each part $\frac{1}{2}$. 4. Continue the folding and cutting by making strips that show quarters and eighths. (SA)</p>  <p>Thursday ○ Watch the video about fractions. 1. Go around your home and find objects you could share into eighths. 2. Draw these objects and show the eighths (8 equal parts). (IN)</p>  <p>Friday ○ Play a fraction game to design a zoo. (IN) ○ If you can't play online: 1. Draw a rectangle and divide it into eighths. 2. Draw animal sections in each part. 3. Write the fractional parts of your zoo (e.g. $\frac{1}{2}$ the zoo is for the lions). (IN)</p>	<p>What do you have at home that you can reuse? ○ Choose 1 thing at home that you are going to throw in the bin (e.g. toilet roll, jar, cardboard box). ○ How could you <i>reuse</i> it? 1. Draw and label your idea. 2. Make it if you can. 3. Take a photo of your idea and share it on Google Classroom. (GC)</p> 	<p>○ Use Scribble Maps to find your school or home. 1. Label the things people do in the places near your school or home. (e.g. The park is for exercise and playing.) 2. Draw a line showing the way you travel to school. 3. Write directions that explain how you get from home to school. Use words from the song (e.g. left, right, forward, backward, down, up). (SA)</p> 
		Creative Arts – Dance	PDHPE
		<p>1. Go on a Cosmic Yoga adventure by watching the video. 2. Make a pose (still statue that does not move) for these animals and objects. (IN)</p> <ul style="list-style-type: none"> ○ crab ○ fish ○ shark ○ turtle ○ seal ○ boat ○ coral 	<p>○ Watch the video to learn how to play Red Light, Green Light. (IN) 1. Teach your family how to play the game. 2. Tell your parents why it is important to follow the rules and be honest when playing this game. 3. Can you come up with some new rules that make the game fair? (SA)</p> 

If you require support, please contact the school's email addressed as follows **Attention – CLASS NAME - TEACHER NAME** : parramattwp.school@det.nsw.edu.au