




INDEPENDENT	IN
SHARE WITH AN ADULT	SA
SHARE ON GOOGLE CLASSROOM	GC



PWPS Learning from Home Plan – Year 4

While at home, here are some activities to complete. Some activities require a device, and these are optional to complete. We understand that every home is different, so please complete what you can. There is no expectation that every activity is complete.

TERM 3, WEEK 7 (MONDAY/TUESDAY)

English	Mathematics	Science & Technology	HSIE - Geography
<p>Each day read a book for 20 minutes. (IN)</p> <p>Monday</p> <ul style="list-style-type: none"> Make a spelling list of 15 verbs (action words) from a book you are reading then write your spelling words in order from least to most letters. (IN) Verbs are written and spoken in the past, present and future tense. Use the colour wheel spinner to choose the past, present or future tense and write a sentence for each verb from your spelling list. E.g. Present - Harry is climbing the tree. Future - Harry will climb the tree. Past - Harry climbed the tree. (SA) <p>Tuesday</p> <ul style="list-style-type: none"> Go to freerice.com and earn 200 grains of rice. How many new words did you learn? Watch the story Sunday Chutney. Imagine you are Sunday, and you are starting at a new school. Complete the questions on how you would feel and what the other students may be thinking. (GC) 	<p>Each day complete the Daily 10 Mental Maths Challenge or write 10 questions of your own and answer. (IN)</p> <p>Monday</p> <ul style="list-style-type: none"> Watch the video: 'Calendars for Kids - Months and Days' Write at least 9 facts from the video and share with an adult. (SA) Write the months of the year in order. Write the number of days in each month, the season and an illustration. E.g. June: 30 days, Winter. (IN) <p>Tuesday</p> <ul style="list-style-type: none"> Draw a calendar poster of your birthday month like this.  Label the month, days of the week, dates (numbers) & year. Don't forget to organise the information in boxes. (IN) Write the 7, 8 & 12 times tables in full (e.g. 1x12=12). (IN) 	<p>Watch the Run, Run, Runny experiment and answer the questions. Tell an adult or write and draw what happens when something melts. (SA)</p> 	<p>Watch the Man Made vs Natural material video. Talk about 5 examples of <u>man-made</u> and 5 examples of <u>natural</u> things in their house. (SA)</p> 
		Creative Arts - Drama	PDHPE
		<p>Using the Other Hand</p> <p>On August 13th it was 'Left Handers Day'. Pretend that you are doing the following things with your left hand and then do them for real with that hand. If you are left-handed, then pretend with your right hand and then really do them with that hand.</p> <ol style="list-style-type: none"> Draw a squiggly line all over a page and then cut along it with scissors Clean your teeth Peel a carrot or potato Use the mouse while doing something on the computer <p>Remember, you are doing everything with the hand you don't usually use. (SA)</p>	<p>Think about different types of negative (bad) experiences you might have online -</p> <ul style="list-style-type: none"> Have you seen a picture or video online that made you worried? Have you ever had someone you don't know contact you in a game? Has anyone ever said mean things to you or someone you know? <p>Read I want help with eSafety Kids and complete the activity on google classroom (GC).</p>

If you require support, please contact the school's email addressed as follows **Attention – CLASS NAME - TEACHER NAME:** parramattwp.school@det.nsw.edu.au





INDEPENDENT	IN
SHARE WITH AN ADULT	SA
SHARE ON GOOGLE CLASSROOM	GC



PWPS Learning from Home Plan – Year 4

While at home, here are some activities to complete. Some activities require a device, and these are optional to complete. We understand that every home is different, so please complete what you can. There is no expectation that every activity is complete.

TERM 3, WEEK 7 (WEDNESDAY/THURSDAY/FRIDAY)

English	Mathematics	Science & Technology	HSIE - Geography				
<p>Each day read a book for 20 minutes. (IN)</p> <p>Wednesday</p> <ul style="list-style-type: none"> ○ Some verbs change to a new word when used in the past tense, others just add the “ed” suffix e.g. need-needed. Write each of your spelling words in the past tense. Remember to watch out for irregular verbs e.g. catch-caught, go-went (SA) ○ Choose 2 characters from a book you are reading and make a table comparing them. (SA) For example: <table border="1" style="margin-left: 20px; border-collapse: collapse; text-align: center;"> <tr> <td style="padding: 5px;">Harry Potter</td> <td style="padding: 5px;">Ron Weasley</td> </tr> <tr> <td style="padding: 5px;">Jet black hair</td> <td style="padding: 5px;">Red hair</td> </tr> </table> <p>Thursday</p> <ul style="list-style-type: none"> ○ Copy your spelling words from Monday, writing the consonants in blue pencil and the vowels (a,e,i,o,u) in red pencil. Write your spelling words in order from the least to the most consonants. (IN) ○ Choose 4 sentences from the book you are reading and copy them into your workbook. Circle each verb used. Label them as past, present and future tense verbs. (IN) <p>Friday</p> <ul style="list-style-type: none"> ○ Watch BTN and write 5 quiz questions and their answers. (IN) ○ Choose a story from BTN and draw a mind-map including 5 facts the reporters told us about this story. (SA) 	Harry Potter	Ron Weasley	Jet black hair	Red hair	<p>Each day complete the Daily 10 Mental Maths Challenge</p> <p>Wednesday</p> <ul style="list-style-type: none"> ○ List & draw ALL the 2D (flat) shapes you can see by walking around your home. ○ Watch the following video: ‘Tessellation’ Pick 2-4 shapes. Draw and colour a tessellating pattern. (IN) ○ Complete the recommended Manga High activities. (IN) <p>Thursday</p> <ul style="list-style-type: none"> ○ Using the times tables you wrote on Tuesday, colour in the factors in one colour & the multiples in another (e.g. $12 \times 5 = 60$). (IN) ○ Complete the ‘2D Shapes’ task about the number of edges and vertices (points where lines meet) 2D shapes have. (GC) <p>Friday</p> <ul style="list-style-type: none"> ○ Create a 2D shaped robot using toothpicks or pencils. Tell an adult the shapes you used, number of edges and vertices of each shape. (SA) ○ Time yourself by using a stopwatch to <u>say</u> your times tables (in full – $1 \times 12 = 12$, $2 \times 12 = 24$) you wrote on Tuesday. Do this 3 times. (IN) 	<p>Watch the Melting Margarine experiment and complete the questions about what you saw. (GC)</p> <div style="text-align: center;">  </div>	<p>Watch the Man Made vs Natural video. Complete the Google Classroom quiz or make up 5 quiz questions about the video and write the answers. (GC)</p> <div style="text-align: center;">  </div>
Harry Potter	Ron Weasley						
Jet black hair	Red hair						
Creative Arts – Visual Arts	PDHPE						
<div style="text-align: center;">  </div> <p>left hand. Remember, if you are left-handed, then use your right hand. (IN)</p>	<p>To continue our ‘Left Handers Day’ click on this link and have some fun drawing with your</p>	<p>Watch the Athletics circuit. Workout to the song <i>Can’t hold us</i>. After watching the video, make your own workout moves to the song (SA).</p> <div style="text-align: center;">  </div>					

If you require support, please contact the school’s email addressed as follows **Attention – CLASS NAME - TEACHER NAME:** parramattwp.school@det.nsw.edu.au