





PWPS Learning from Home Plan – Kindergarten








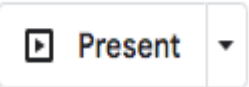





While at home, here are some activities to complete. Some activities require a device and these are optional to complete. We understand that every home is different, so please complete what you can. There is no expectation that every activity is completed.

| | |
|---------------------------|----|
| INDEPENDENT | IN |
| SHARE WITH AN ADULT | SA |
| SHARE ON GOOGLE CLASSROOM | GC |



Term 3 – Week 8 – Monday&Tuesday

| English | Mathematics | Science & Technology | HSIE | | | | | | | | | | | | | | | | | | |
|---|-------------|----------------------|---|-------|--------|------|----|--|----|--|-------|------|------|------|--------|------|-------|-------|--|--|---|
| <p>Any Day</p> <ul style="list-style-type: none"> <input type="checkbox"/> Morning Routine.(IN) <p>Everyday</p> <ul style="list-style-type: none"> <input type="checkbox"/> Do a set task on Reading Eggs. <input type="checkbox"/> Go to Reading Eggs and click Reading Express to read a story. <input type="checkbox"/> Do a ‘Sight Word Grid’ activity. <p>Monday</p> <ul style="list-style-type: none"> <input type="checkbox"/> Draw a picture about your weekend. <input type="checkbox"/> Write a recount about what you did. <input type="checkbox"/> Use Recount Template to help you <table border="1" style="width: 100%; text-align: center;"> <tr> <td></td> <td></td> <td></td> </tr> <tr> <td>When?</td> <td>Where?</td> <td>Who?</td> </tr> </table> <ul style="list-style-type: none"> <input type="checkbox"/> Watch this video again for help. <p>Tuesday</p> <ul style="list-style-type: none"> <input type="checkbox"/> Watch both videos: ‘ng’ and ‘ai’ <input type="checkbox"/> Open books. Find ‘ng’ and ‘ai’ words <input type="checkbox"/> Read and write these words: <table border="1" style="width: 100%; text-align: center;"> <tr> <th colspan="2" style="background-color: #90ee90;">ng</th> <th colspan="2" style="background-color: #ff69b4;">ai</th> </tr> <tr> <td style="background-color: #d9ead3;">thing</td> <td style="background-color: #d9ead3;">king</td> <td style="background-color: #d9ead3;">rain</td> <td style="background-color: #d9ead3;">nail</td> </tr> <tr> <td style="background-color: #d9ead3;">strong</td> <td style="background-color: #d9ead3;">long</td> <td style="background-color: #d9ead3;">snail</td> <td style="background-color: #d9ead3;">brain</td> </tr> </table> <ul style="list-style-type: none"> <input type="checkbox"/> Play: 1) ‘ng picture match’ 2) ‘flip and read’ 3) ‘ai picture match’ 4) ‘read and match’ | | | | When? | Where? | Who? | ng | | ai | | thing | king | rain | nail | strong | long | snail | brain | <p>Everyday</p> <ul style="list-style-type: none"> <input type="checkbox"/> Do a ‘Math Seeds’ activity (IN) (20mins). <input type="checkbox"/> Make Number Cards from 1 – 30. <input type="checkbox"/> Mix your cards and order them correctly <input type="checkbox"/> Count forwards and <u>backwards</u> in the range of 1 – 30. <p>Monday</p> <ul style="list-style-type: none"> <input type="checkbox"/> We are learning to use ten and ones. <input type="checkbox"/> ‘Teen numbers’ have <u>1 group of 10</u> and extra ones. <input type="checkbox"/> Click Number Blocks to learn more. <input type="checkbox"/> Watch this video for help with the activity <input type="checkbox"/> Practise your skills on these slides (IN)  <p>Tuesday</p> <ul style="list-style-type: none"> <input type="checkbox"/> We are learning to count sounds by listening and thinking. <input type="checkbox"/> Follow this video to complete the activity. (Use a pencil, paper and your imagination) <input type="checkbox"/> Challenge: Make your own counting challenge that needs listening and thinking. Ask an adult to try your challenge. (SA) | <p>Monday</p> <ul style="list-style-type: none"> <input type="checkbox"/> Click the picture. (SA)  <p>Complete your activity. Post it on Google Classroom any day this week. (GC)</p> | <p>Monday</p> <p style="text-align: center;">Jellyfish Craft</p> <ul style="list-style-type: none"> <input type="checkbox"/> Get a cupcake liner (or a small container or paper bowl) <input type="checkbox"/> Glue eyes on the bowl / container <input type="checkbox"/> Make tentacles using ribbons, streamers or coloured paper strips <input type="checkbox"/> Glue tentacles on the inside. <input type="checkbox"/> Glue string on the bottom of the cupcake liner/bowl. <input type="checkbox"/> Watch the video to help you.(IN)  |
| | | | | | | | | | | | | | | | | | | | | | |
| When? | Where? | Who? | | | | | | | | | | | | | | | | | | | |
| ng | | ai | | | | | | | | | | | | | | | | | | | |
| thing | king | rain | nail | | | | | | | | | | | | | | | | | | |
| strong | long | snail | brain | | | | | | | | | | | | | | | | | | |
| | | | <p>Tuesday</p> <ul style="list-style-type: none"> <input type="checkbox"/> Look at ‘PDHPE - Feelings’ slides. <input type="checkbox"/> Sort the feeling faces into the boxes with their matching <u>names</u> on top.(SA) <input type="checkbox"/> Choose 4 feelings <input type="checkbox"/> Write a sentence for each feeling describing a time you felt that way. <input type="checkbox"/> Draw a picture for each sentence. <p style="text-align: center;">(See Google Slides for help). (SA)</p>  | | | | | | | | | | | | | | | | | | |
| | | | | | | | | | | | | | | | | | | | | | |

| English | Mathematics | Science & Technology | HSIE |
|--|---|--|---|
| <p>Do not forget your 'Everyday' Activities</p> <p>Wednesday: BOOK WEEK</p> <ul style="list-style-type: none"> <input type="checkbox"/> Pick your favourite book <input type="checkbox"/> Read it with an adult. <input type="checkbox"/> Make a video explaining: <ul style="list-style-type: none"> - what the story is about? - why you love this book?  <p style="text-align: center;">Upload your video into the assignment. (GC)</p> <p><small>If you DO NOT want your video shared with everyone in your class-stream, let your teacher know in the private comment section of the assignment!</small></p> <p>Thursday Peanut Butter and Jellyfish by Jarrett J</p> <ul style="list-style-type: none"> <input type="checkbox"/> Look at the cover. <input type="checkbox"/> Predict: What is going to happen in the story? Why do you think that? <input type="checkbox"/> Listen to the story. <input type="checkbox"/> Find new words: What do they mean? <input type="checkbox"/> Write about whether you would have helped Crabby or not and why? (SA)  <p>Friday</p> <ul style="list-style-type: none"> <input type="checkbox"/> Click to choose one Jellyfish picture <input type="checkbox"/> Write a description. <input type="checkbox"/> Use the Description Template. (SA) <input type="checkbox"/> Click to watch last week's octopus video for help. →  <div style="border: 1px solid black; padding: 5px; margin-top: 10px;"> <p>Remember to:</p> <ul style="list-style-type: none"> ✓ use adjectives →  ✓ use correct punctuation  Eg: capital letters and full-stops. ✓ Read your work to check it makes sense  </div>  | <p>Do not forget your 'Everyday' Activities</p> <p>Wednesday</p> <ul style="list-style-type: none"> <input type="checkbox"/> We are learning to tell time on a clock. <input type="checkbox"/> Click this link. <input type="checkbox"/> Click 'present' to learn about time and do the activities on the slides. (IN) <div style="text-align: center; border: 1px solid gray; padding: 5px; width: fit-content; margin: 10px auto;">  </div> <p>Thursday</p> <ul style="list-style-type: none"> <input type="checkbox"/> We are learning analog and digital time. <div style="text-align: center; margin: 10px auto;">  </div> <ul style="list-style-type: none"> <input type="checkbox"/> Sing with this video. Practise saying 'o'clock' to tell the time by the hour. <input type="checkbox"/> Do the 'Analog & Digital Time' slides on Google Classroom to practise showing the time on a clock. (GC) <p>Friday</p> <ul style="list-style-type: none"> <input type="checkbox"/> Draw or make an analog clock. <input type="checkbox"/> Use materials to make the two hands. (One is a long hand. The other is short) <input type="checkbox"/> Move the hands on the clock to show different times. <input type="checkbox"/> Say the time to an adult using the word 'o'clock' (SA) <input type="checkbox"/> Challenge: Can you think of something you do at each of those times?  | <p style="text-align: center;">Creative Arts</p> <p>Optional Extra:</p> <p style="text-align: center;">Paper Fan</p> <ul style="list-style-type: none"> <input type="checkbox"/> Decorate paper with different designs, paint or stickers <div style="text-align: center; margin: 10px auto;">  </div> <ul style="list-style-type: none"> <input type="checkbox"/> Follow this video to make your paper fan. (IN) | <p>Wednesday</p> <ul style="list-style-type: none"> <input type="checkbox"/> Read 'What can you see?' <input type="checkbox"/> What animals did you see carved in the rocks? <input type="checkbox"/> Why should we care for the rock carvings? <input type="checkbox"/> What animals help you to feel like you belong? (IN) <input type="checkbox"/> Draw a picture of a <u>rock</u>. (IN) <input type="checkbox"/> Draw the <u>animal</u> on your rock that makes you feel like you belong. (IN)  |
| | | <p style="text-align: center;">Creative Arts</p> | <p style="text-align: center;">PDHPE</p> <p style="text-align: center;">Fundamental Movement</p> <p>Thursday</p> <ul style="list-style-type: none"> <input type="checkbox"/> Follow one Move Dance Learn video. <p>Friday</p> <ul style="list-style-type: none"> <input type="checkbox"/> Find a soft toy to throw (like a ball or rolled up socks) <input type="checkbox"/> Choose a target for your ball (like a bucket or laundry basket) <input type="checkbox"/> Stand in a spot away from the target <input type="checkbox"/> Throw your ball at your target. If you miss, try again from where it landed until you hit the target. <input type="checkbox"/> Repeat 5 times. Try to hit the target with less throws. <input type="checkbox"/> Use tally marks to keep score (1 point for each hit).  |