






# PWPS Learning from Home Plan – Kindergarten

While at home, here are a range of activities to complete. We understand that every home is different, so please complete what you can. There is no expectation that every activity is complete. All activities require parent supervision appropriate to the activity.

INDEPENDENT	IN
SHARE WITH AN ADULT	SA
SHARE ON GOOGLE CLASSROOM	GC



## Term 3 – Week 9– Monday & Tuesday

English	Mathematics	Science & Technology	HSIE																																																											
<p><b>Any Day</b></p> <ul style="list-style-type: none"> <li><input type="checkbox"/> <a href="#">Morning Routine</a>. (IN)</li> </ul> <p><b>Everyday</b></p> <ul style="list-style-type: none"> <li><input type="checkbox"/> Do a set task on <a href="#">Reading Eggs</a>.</li> <li><input type="checkbox"/> Go to Reading Eggs and click <a href="#">Reading Eggspress</a> to read a story.</li> <li><input type="checkbox"/> Do a <a href="#">‘Sight Word Grid’</a> activity.</li> </ul> <p><b>Monday</b></p> <ul style="list-style-type: none"> <li><input type="checkbox"/> Watch the video: <a href="#">‘ng’</a></li> <li><input type="checkbox"/> Open books to find <b>‘ng’</b> words.</li> <li><input type="checkbox"/> Read and write these words:</li> </ul> <table border="1" style="margin: 10px auto;"> <tr><th colspan="3">ng</th></tr> <tr><td>tong</td><td>wing</td><td>bang</td></tr> <tr><td>king</td><td>strong</td><td>ring</td></tr> </table> <ul style="list-style-type: none"> <li><input type="checkbox"/> Do the <a href="#">Phonics slides</a>. (IN)</li> <li><input type="checkbox"/> <b>Click link</b> to do your own Jamboard: <a href="https://jamboard.google.com/d/1qw6ciYKLugT4qz09OICqJtqs6NXfhuZgrmCuVSh8wDE/copy">https://jamboard.google.com/d/1qw6ciYKLugT4qz09OICqJtqs6NXfhuZgrmCuVSh8wDE/copy</a></li> </ul> <p><b>Tuesday</b></p> <p><a href="#">A House for Hermit Crab</a> by Eric Carle</p> <ul style="list-style-type: none"> <li><input type="checkbox"/> Look at the cover.</li> <li><input type="checkbox"/> Predict: <b>What</b> is going to happen in the story? <b>Why</b> do you think that?</li> <li><input type="checkbox"/> Listen to or read the story.</li> <li><input type="checkbox"/> Find new or interesting words from the story. <b>What</b> do they mean? (SA)</li> </ul> 	ng			tong	wing	bang	king	strong	ring	<p><b>Everyday</b></p> <ul style="list-style-type: none"> <li><input type="checkbox"/> Do a ‘Math Seeds’ activity (IN) (20mins). </li> <li><input type="checkbox"/> <b>Number Busting:</b> <ol style="list-style-type: none"> <li>Pick a number between <b>15</b> and <b>30</b></li> <li>Write the <b>smaller</b> numbers hiding in your chosen number.</li> </ol> </li> </ul> <p><b>Monday</b></p> <ul style="list-style-type: none"> <li><input type="checkbox"/> We are practising our counting.</li> <li><input type="checkbox"/> Watch this <a href="#">video</a> of ‘The Counting Game’. (Scroll down to see how to play)</li> <li><input type="checkbox"/> <b>Remember</b> only use up to <b>3 counters</b> for each turn. (SA)</li> <li><input type="checkbox"/> <b>Challenge:</b> Use a different target number.</li> </ul> <p><b>Tuesday</b></p> <ul style="list-style-type: none"> <li><input type="checkbox"/> We are learning to identify numbers on a number chart.</li> <li><input type="checkbox"/> Watch this <a href="#">video</a> to help with your activity</li> <li><input type="checkbox"/> Be a detective: use the <a href="#">clues</a> to find the numbers on the <a href="#">number chart</a>.</li> </ul> <p><b>Take a photo of your completed number chart and upload it to Google Classroom. (GC)</b></p> <table border="1" style="margin: 10px auto;"> <tr><td>1</td><td>2</td><td>3</td><td>4</td><td>5</td><td>6</td><td>7</td><td>8</td><td>9</td><td>10</td></tr> <tr><td>11</td><td>12</td><td>13</td><td>14</td><td>15</td><td>16</td><td>17</td><td>18</td><td>19</td><td>20</td></tr> <tr><td>21</td><td>22</td><td>23</td><td>24</td><td>25</td><td style="background-color: green;">26</td><td style="background-color: yellow;">27</td><td style="background-color: green;">28</td><td>29</td><td>30</td></tr> <tr><td>31</td><td>32</td><td>33</td><td>34</td><td>35</td><td style="background-color: orange;">36</td><td style="background-color: orange;">37</td><td>38</td><td>39</td><td>40</td></tr> <tr><td>41</td><td>42</td><td>43</td><td>44</td><td>45</td><td>46</td><td>47</td><td>48</td><td>49</td><td>50</td></tr> </table> <div style="margin-top: 5px;"> <input type="radio"/> <input type="radio"/> <input type="radio"/> <input type="radio"/> <input type="radio"/> <input type="radio"/> <input type="radio"/> <input type="radio"/> <input type="radio"/> <input type="radio"/> </div> <div style="margin-top: 5px;"> <input type="button" value="Clear"/> <input type="button" value="Hide"/> <input type="button" value="Up"/> </div>	1	2	3	4	5	6	7	8	9	10	11	12	13	14	15	16	17	18	19	20	21	22	23	24	25	26	27	28	29	30	31	32	33	34	35	36	37	38	39	40	41	42	43	44	45	46	47	48	49	50	<p><b>Monday</b></p> <ul style="list-style-type: none"> <li><input type="checkbox"/> Click the picture. (SA)</li> </ul>  <p><b>Complete your activity. Post it on Google Classroom any day this week. (GC)</b></p> <p style="background-color: blue; color: white; text-align: center; padding: 5px;"><b>Creative Arts</b></p> <p><b>Monday</b>    <i>Box City Craft</i></p> <p><b>BUILDINGS:</b></p> <ul style="list-style-type: none"> <li><input type="checkbox"/> <b>Build</b> a box city (Use tissue/shoe boxes, bottles, toilet/paper rolls.)</li> <li><input type="checkbox"/> <b>Wrap</b> the boxes in blank paper.</li> <li><input type="checkbox"/> <b>Draw</b> bricks, house numbers, doors and windows on the boxes</li> </ul>  <p><b>TREES:</b></p> <ul style="list-style-type: none"> <li><input type="checkbox"/> <b>Draw, colour and cut-out</b> treetops</li> <li><input type="checkbox"/> <b>Cut a slit</b> on both sides of a roll.</li> <li><input type="checkbox"/> <b>Slide</b> treetops into the slits of a roll</li> </ul> <p><b>ROADS and STREETS:</b></p> <ul style="list-style-type: none"> <li><input type="checkbox"/> <b>Lay out</b> long wide paper strips. (SA)</li> </ul>	<p style="background-color: purple; color: white; text-align: center; padding: 5px;"><b>PDHPE</b></p> <p><b>Tuesday</b></p> <ul style="list-style-type: none"> <li><input type="checkbox"/> Go to <b>PDHPE – Hand Washing</b> Google Slides and answer the questions (SA)</li> <li><input type="checkbox"/> <b>Watch</b> Miss Cox’s video on the Slides</li> <li><input type="checkbox"/> <b>Make</b> your own video showing the steps to proper hand-washing. (GC)</li> </ul> <p><b>Upload your video into the assignment on Google Classroom</b></p> 
ng																																																														
tong	wing	bang																																																												
king	strong	ring																																																												
1	2	3	4	5	6	7	8	9	10																																																					
11	12	13	14	15	16	17	18	19	20																																																					
21	22	23	24	25	26	27	28	29	30																																																					
31	32	33	34	35	36	37	38	39	40																																																					
41	42	43	44	45	46	47	48	49	50																																																					

**English**

**Wednesday**

- ❑ Watch [‘Hermit crabs’](#) and [‘Facts: The Hermit Crab’](#).
- ❑ Talk about the difference between: The **imaginative (fiction)** text and **factual (non-fiction)** text.
  - Which story is made up?
  - Which is real information?
  - Why do you think this was written?
  - What did you learn from the non-fiction text?



- ❑ Write key words about hermit crabs on your [Recording Information Template](#) (SA)



- ❑ Click to watch **video** again for help. →



**Thursday**

- ❑ Read your **Recording Information Sheet** from yesterday.
- ❑ Pick **3 headings** and write your key words into **3 sentences**.



**Take a photo of your work and upload it to Google Classroom. (GC)**

**Friday**

- ❑ Read [A House for Hermit Crab](#) again.
- ❑ Draw **3** pictures for the **beginning, middle** and **end** of the story.
- ❑ Retell: Talk about what happened.
- ❑ Write a sentence for each of your pictures. (SA) **Click link for help:**

<https://docs.google.com/presentation/d/12br5LWP3JrjMI0qfJ5CeShZ7Adz7o40ag60Vz6szmJA/copy>

**Mathematics**

**Wednesday**

- ❑ We are learning about **volume** and **capacity**.
- ❑ Find **3 containers** Eg: box, bowl, bucket
- ❑ Find **3 materials** Eg: rice, water, blocks
- ❑ Practise packing or pouring material into a container. Eg: Fill a box with rice
- ❑ How do you know when the container is **full?** Or **empty?**
- ❑ Tell someone what you notice (SA)
- ❑ Try again with different containers and materials.



**Thursday**

- ❑ We are learning about **volume**.
- ❑ **Volume** is the amount of space an object takes up.
- ❑ Watch [video](#) to help with your activity.
- ❑ Share with an adult which item you think takes up more space? (SA)
- ❑ **Challenge:** Do this activity again with different objects around your house.

**Friday**

- ❑ We are learning to measure and compare the **volume** of our lunchbox.
- ❑ **Find:** a lunchbox, a rectangular container and toy blocks.
- ❑ **Predict:** How many blocks will fill your lunchbox?
- ❑ **Count** & pack blocks into the lunchbox & container
- ❑ **Write** how many blocks filled up each container.
- ❑ **Draw** a picture to show which container held more blocks. This is the container that has the **bigger volume**. (IN)



**Science & Technology**

**Creative Arts**

**Optional Extra:**

- ❑ Click on this [link](#) to make a drawing
- ❑ **Add** items to your page by clicking the menu on the left
- ❑ **Edit** items on your page by clicking the menu on the right.
- ❑ **Colour** your drawing. (IN)



**HSIE**

**Wednesday**

- ❑ Watch [‘The Map Song’](#):
  - **What** is the video about?
  - **Why** do people use maps? (SA)
- ❑ Click the picture and look at the map:



- Can you find the **school**?
- Can you find the **police station**?
- Can you find the **restaurant**? (IN)

**PDHPE**

**Fundamental Movement**

**Thursday**

- ❑ Watch this [video](#) for instructions.
- ❑ Use [Indigenous cards](#) to make a **short dance** for each plant and animal (IN)



**Friday**

- ❑ Play these *Aboriginal Yulunga* games:

[JineeNgamanbilleebilleedabbulgar](#)

- **Lay** rope, a stick or marker on the floor
- **Squat** before the line & hold your toes.
- **Jump** over the stick (*holding your toes!*)
- **Count** how many times you can jump and how high you can go! (IN)

[Kangaroo](#)

- **Jump** like a kangaroo to the finish line.
- **Time** yourself or race with someone (IN)

