









INDEPENDENT	IN
SHARE WITH AN ADULT	SA
SHARE ON GOOGLE CLASSROOM	GC



PWPS Learning from Home Plan – Year 1

While at home, here are a range of activities to complete. We understand that every home is different, so please complete what you can. There is no expectation that every activity is complete. All activities require parent supervision appropriate to the activity.

TERM 3, WEEK 9 – Monday 6th September & Tuesday 7th September, 2021

English	Mathematics	Science & Technology	HSIE – Geography												
<p>Each day read for 10 minutes. (IN) You may like to listen to one of these stories.</p> <ul style="list-style-type: none"> ○ After reading, pick a character from the book and share if you would want to be their friend and why. (SA) <p>Monday</p> <ul style="list-style-type: none"> ○ Read and write words and sentences with the igh trigraph and ng digraph. Use the slides on Google Classroom. (GC) ○ Watch the videos to help you say and read these sounds – igh and ng. ○ Words you could practise: <table border="1" style="width: 100%; text-align: center; border-collapse: collapse;"> <thead> <tr> <th style="background-color: #333; color: white;">igh</th> <th style="background-color: #333; color: white;">ng</th> </tr> </thead> <tbody> <tr> <td>high</td> <td>king</td> </tr> <tr> <td>right</td> <td>song</td> </tr> <tr> <td>night</td> <td>lung</td> </tr> <tr> <td>bright</td> <td>spring</td> </tr> <tr> <td>thigh</td> <td>bring</td> </tr> </tbody> </table> <ul style="list-style-type: none"> ○ You might like to practise this every day! <p>Tuesday</p> <ul style="list-style-type: none"> ○ Listen to the story 'Elephant Dance – A journey to India'. <div style="text-align: center;">  </div> <ol style="list-style-type: none"> 1. Play memory match – matching items from the story with their name. (IN) 2. Draw and write about a place, item or festival that the story reminds you of. (e.g. I enjoy flying my kite with my family like Ravi did in the story.) (SA) <p>Any day</p> <ul style="list-style-type: none"> ○ Log-on to Reading Eggs and complete the set task. (IN) 	igh	ng	high	king	right	song	night	lung	bright	spring	thigh	bring	<p>Each day play 'Robot More or Less' (select 'Less than'). If you can't play online turn over 2 cards and make a subtraction number sentence (e.g. 5 and 2 makes 5 - 2). Repeat this 10 times. (IN)</p> <div style="text-align: center;">  </div> <p>Monday</p> <ul style="list-style-type: none"> ○ Watch the video to revise the <i>counting back</i> strategy. (IN) ○ Play 'Subtraction Toys or Objects'. (SA) <ol style="list-style-type: none"> 1. Watch the video to learn how to play. 2. Collect 20 small toys or objects (e.g. Lego, Ooshies, pencils, pasta). 3. Put your 20 objects in 1 line. 4. Roll a die and take away that number of objects from the line. (e.g. If you roll a 4, take away 4 objects.) 5. <i>Count back</i> as you take the objects away (e.g. 19, 18, 17, 16). 6. Write the number sentence and draw a picture to show what you just did (e.g. 20 - 4 = 16). 7. Continue rolling the die and taking away objects, until you reach 0. <div style="text-align: center;">  </div> <p>Tuesday</p> <ul style="list-style-type: none"> ○ Play 'Subtraction Toys or Objects' again. (IN) - Challenge: Could you use 30 objects as your starting number of objects? ○ Log-on to Maths Seeds and complete the set task. (IN) 	<ul style="list-style-type: none"> ○ Watch the video – 'The Lorax'. (IN) <div style="border: 1px solid black; padding: 5px; margin: 5px 0;"> <p>“Unless someone like you cares a whole awful lot, nothing is going to get better. It's not.” - Dr Seuss, <i>The Lorax</i></p> </div> <div style="text-align: center;">  </div> <ul style="list-style-type: none"> ○ After watching the video: <ol style="list-style-type: none"> 1. What are some of the things that you could do to help save the Earth's resources? (e.g. water, plants) 2. Share your ideas with a parent. (SA) <div style="text-align: center;">  </div> <p>Creative Arts – Visual Arts</p> <ul style="list-style-type: none"> ○ Listen to the story 'The Artist Who Painted a Blue Horse'. <ol style="list-style-type: none"> 1. Draw 1 of the animals from the book using <i>only 1 colour</i> (e.g. a red bear). 2. Write a sentence explaining why you chose that animal and colour. 3. You may like to watch this video to help you draw an elephant from the book. (IN) <div style="text-align: center;">  </div>	<ol style="list-style-type: none"> 1. Watch the video. 2. Look outside, or outside your window, and see if you can find these things on the Nature Bingo Card: <ul style="list-style-type: none"> - rock - tree - bird - lizard - flower - bee - cloud - spider web - bird's nest (IN) <div style="text-align: center;">  </div> <p>PDHPE</p> <p><i>Do some exercise every day!</i></p> <ul style="list-style-type: none"> ○ Watch the video and practise your kicking skills. Learn different <i>foot skills and dribbling</i>. (IN) ○ Use a ball or rolled-up socks: <ol style="list-style-type: none"> 1. Practise <i>toe taps</i>, passing the ball between your 2 feet. - Draw an imaginary circle on the ground with the ball. 2. Put out objects (e.g. toys or shoes) on the ground. - Practise dribbling the ball around the objects. (IN) <div style="text-align: center;">  </div>
igh	ng														
high	king														
right	song														
night	lung														
bright	spring														
thigh	bring														

If you require support, please contact the school's email addressed as follows **Attention – CLASS NAME - TEACHER NAME** : parramattwp.school@det.nsw.edu.au

INDEPENDENT	IN
SHARE WITH AN ADULT	SA
SHARE ON GOOGLE CLASSROOM	GC



PWPS Learning from Home Plan – Year 1

While at home, here are a range of activities to complete. We understand that every home is different, so please complete what you can. There is no expectation that every activity is complete. All activities require parent supervision appropriate to the activity.

TERM 3, WEEK 9 – Wednesday 8th September, Thursday 9th September & Friday 10th September, 2021

English	Mathematics	Science & Technology	HSIE – Geography												
<p>Each day read for 10 minutes. <i>(IN)</i> You may like to listen to one of these stories.</p> <p>○ After reading, talk about who would want to read this book and why. <i>(SA)</i></p> <p>Wednesday </p> <p>○ Watch the video on ‘How to make an adverb chatterbox’. <i>(SA)</i></p> <ol style="list-style-type: none"> Follow the instructions to make your own <i>adverb chatterbox</i>. Use your chatterbox to make sentences. (e.g. Barbie danced happily at the disco.) You could choose a word from each list instead and use them in sentences: <table border="1" style="width: 100%; border-collapse: collapse; text-align: center;"> <thead> <tr> <th style="color: blue;">NOUNS</th> <th style="color: red;">VERBS</th> <th style="color: green;">ADVERBS</th> </tr> </thead> <tbody> <tr> <td>Batman</td> <td>jumped</td> <td>lazily</td> </tr> <tr> <td>Elsa</td> <td>skipped</td> <td>happily</td> </tr> <tr> <td>Spiderman</td> <td>hopped</td> <td>slowly</td> </tr> </tbody> </table> <p>Thursday</p> <p>○ Watch the video to learn how to make an origami cat. <i>(SA)</i></p> <ol style="list-style-type: none"> Get a square of paper and markers. Follow the instructions to make your cat. <p>○ Write the beginning of your procedure.</p> <ol style="list-style-type: none"> Write a <i>Sizzling Start</i>. Make your reader want to make an origami cat! Write a <i>list of materials</i> you need. Use the success criteria. <p>Friday </p> <p>○ Write the <i>steps</i> to make an origami cat. <i>(GC)</i></p> <ol style="list-style-type: none"> Use the success criteria. Try to use adverbs. Share a photo/video of your origami cat! 	NOUNS	VERBS	ADVERBS	Batman	jumped	lazily	Elsa	skipped	happily	Spiderman	hopped	slowly	<p>Each day play ‘Robot More or Less’ (select ‘Less than’). <i>(IN)</i></p> <p>Wednesday</p> <p>○ Watch the video on counting back. <i>(IN)</i></p> <p>○ Use the online unifix cubes to find the difference between 2 numbers. <i>(IN)</i></p> <ol style="list-style-type: none"> Watch the video to help you. Flip a number card and build a tower to match the number. (e.g. If the card says 4, make a tower of 4.) Flip another card and build a tower in a different colour. Look at the 2 towers side-by-side and work out the <i>difference</i>. Write a subtraction number sentence to match your towers (e.g. $4 - 2 = 2$). If you can't go online: Use Lego or small objects to make 2 lines and compare the difference between the 2 lines of objects. <p>Thursday </p> <p>○ Watch the video.</p> <p>○ Complete the length task on Google Classroom. <i>(GC)</i></p> <p>Friday</p> <p>○ Watch the video about length. <i>(IN)</i></p> <p>○ Measure around your head! <i>(SA)</i></p> <ol style="list-style-type: none"> Get a piece of string (or shoelace, ribbon). Ask an adult to use the string to measure around your head. Take the string and lie it flat. Use a unit (e.g. pasta) to measure the length. (e.g. My head is 10 pastas long.) 	<p>○ Choose 1 thing that you could do to help save the Earth’s resources at home. For example:</p> <ul style="list-style-type: none"> - Saving water by turning the tap off when brushing your teeth. - Throw rubbish in the bin. - Switching off the light when you leave a room. <ol style="list-style-type: none"> Design a poster to put up at home to remind your family to do this. Take a photo of your poster and share it on Google Classroom. <i>(GC)</i> 	<p>○ What’s on the ground outside?</p> <ol style="list-style-type: none"> Watch the video ‘Bushland treasures’. Make a list of all the natural things you can see and find outside. <i>(SA)</i> <div style="text-align: center;"> </div>
NOUNS	VERBS	ADVERBS													
Batman	jumped	lazily													
Elsa	skipped	happily													
Spiderman	hopped	slowly													
		Creative Arts – Dance	PDHPE												
		<p>○ Watch the video to learn the Seaweed Dance. <i>(IN)</i></p> <p>○ Did you know that seaweed moves because the water around it is moving?</p> <ol style="list-style-type: none"> Think about how the water moves – flows, trickles, drips and gushes. Make up 2 movements that show how the water moves (e.g. waving your arms, moving your legs / body). <i>(SA)</i> <div style="text-align: center;"> </div>	<p>○ Look at this problem solving strategy wheel to see all of the different ways you can solve a problem with a friend.</p> <ol style="list-style-type: none"> Look at the playground problems task on Google Classroom. Decide if it is a <i>tiny, small, medium or big</i> problem. Write what you would do to solve the problem. <i>(GC)</i> <div style="text-align: right;"> </div>												

If you require support, please contact the school’s email addressed as follows **Attention – CLASS NAME - TEACHER NAME** : parramattwp.school@det.nsw.edu.au