

INDEPENDENT	IN
SHARE WITH AN ADULT	SA
SHARE ON GOOGLE CLASSROOM	GC



PWPS Learning from Home Plan – Year 2

While at home, here are a range of activities to complete. We understand that every home is different, so please complete what you can. There is no expectation that every activity is complete. All activities require parent supervision appropriate to the activity.

TERM 3, WEEK 9 – Monday 6th September & Tuesday 7th September, 2021

English	Mathematics	Science & Technology	HSIE – Geography												
<p>Each day read for 10 minutes. (IN) You may like to listen to one of these stories.</p> <ul style="list-style-type: none"> ○ After reading, pick a character from the book and share if you would want to be their friend and why. (SA) <p>Monday</p> <ul style="list-style-type: none"> ○ Read and write words and sentences with the ore and oar trigraphs. Use the slides and Jamboard on Google Classroom. (GC) ○ Watch the videos to help you say and read these sounds – ore and oar. ○ Words you could practise: <table border="1" style="width: 100%; text-align: center; border-collapse: collapse;"> <thead> <tr> <th style="background-color: black; color: white;">ore</th> <th style="background-color: black; color: white;">oar</th> </tr> </thead> <tbody> <tr> <td>core</td> <td>boar</td> </tr> <tr> <td>snore</td> <td>roar</td> </tr> <tr> <td>before</td> <td>aboard</td> </tr> <tr> <td>shore</td> <td>cupboard</td> </tr> <tr> <td>sore</td> <td>whiteboard</td> </tr> </tbody> </table> <ul style="list-style-type: none"> ○ You might like to practise this every day! <p>Tuesday</p> <ul style="list-style-type: none"> ○ Watch the video about <i>adverbial phrases</i>. 1. Look at the slides to practise reading and finding adverbial phrases. 2. Look at the picture from 'You and Me Murrabee' or find your own picture. 3. Write 3 sentences that include <i>adverbial phrases</i> and underline them. (e.g. The kids are sitting <u>by the river.</u>) (SA) <p>Any day</p> <ul style="list-style-type: none"> ○ Log-on to Reading Eggs and complete the set task. (IN) 	ore	oar	core	boar	snore	roar	before	aboard	shore	cupboard	sore	whiteboard	<p>Each day play Place Value Basketball if you can. Practise partitioning numbers into hundreds, tens and ones. (IN)</p> <p>Monday</p> <ul style="list-style-type: none"> ○ Watch this video about estimating and measuring using centimetres. (IN) 1. Use a 30 cm ruler (or your 1 metre ruler from last week), find objects around your house to measure (e.g. table, box). 2. Record your <i>estimate</i> (guess) before measuring the length. Remember that an estimate is a 'smart guess'. 3. Measure the object with your ruler and write down the <i>correct length</i> in centimetres. <p>Tuesday</p> <ul style="list-style-type: none"> ○ Use your 1 metre ruler to estimate and measure the height of people in your household. (SA) 1. Write down your <i>estimate</i> first (e.g. Mum's height = 1 m and 60 cm). 2. To <i>measure</i> their height accurately: <ul style="list-style-type: none"> -Get the person to stand with their feet flat on the floor and their back against the wall. -Their head needs to be straight! 3. Use your ruler to measure their height. 4. Record the <i>correct height</i> next to the estimate. 5. Explain how you measured the height. ○ Log-on to Maths Seeds and complete the set task. (IN) 	<ul style="list-style-type: none"> ○ Watch the video – 'The Lorax'. (IN) <div style="border: 1px solid black; padding: 5px; margin: 5px 0;"> <p>"Unless someone like you cares a whole awful lot, nothing is going to get better. It's not." - Dr Seuss, <i>The Lorax</i></p> </div> <ul style="list-style-type: none"> ○ After watching the video: <ol style="list-style-type: none"> 1. What are some of the things that you could do to help save the Earth's natural resources? (e.g. water, plants) 2. Share your ideas with a parent. (SA) 	<ol style="list-style-type: none"> 1. Watch the video. 2. Look outside, or outside your window, and see if you can find these things on the Nature Bingo Card: <ul style="list-style-type: none"> - rock - tree - bird - lizard - flower - bee - cloud - spider web - bird's nest (IN)
ore	oar														
core	boar														
snore	roar														
before	aboard														
shore	cupboard														
sore	whiteboard														
		Creative Arts – Visual Arts	PDHPE												
		<ul style="list-style-type: none"> ○ Listen to the story 'The Artist Who Painted a Blue Horse'. 1. Draw 1 of the animals from the book using <i>only 1 colour</i> (e.g. a red bear). 2. Write a sentence explaining why you chose that animal and colour. 3. You may like to watch this video to help you draw an elephant from the book. (IN) 	<p><i>Do some exercise every day!</i></p> <ul style="list-style-type: none"> ○ Watch the video and practise your kicking skills. Learn different <i>foot skills and dribbling</i>. (IN) ○ Use a ball or rolled-up socks: <ol style="list-style-type: none"> 1. Practise <i>toe taps</i>, passing the ball between your 2 feet. 2. Put out objects (e.g. toys or shoes) on the ground. - Practise dribbling the ball around the objects. (IN) 												

If you require support, please contact the school's email addressed as follows **Attention – CLASS NAME - TEACHER NAME** : parramattwp.school@det.nsw.edu.au










INDEPENDENT	IN
SHARE WITH AN ADULT	SA
SHARE ON GOOGLE CLASSROOM	GC



PWPS Learning from Home Plan – Year 2

While at home, here are a range of activities to complete. We understand that every home is different, so please complete what you can. There is no expectation that every activity is complete. All activities require parent supervision appropriate to the activity.

TERM 3, WEEK 9 – Wednesday 8th September, Thursday 9th September & Friday 10th September, 2021

English	Mathematics	Science & Technology	HSIE – Geography
<p>Each day read for 10 minutes. (IN) You may like to listen to one of these stories.</p> <ul style="list-style-type: none"> ○ After reading, talk about who would want to read this book and why. (SA) <p>Wednesday</p> <ul style="list-style-type: none"> ○ Watch the video about how to make a board game.  1. Watch the video about writing a procedure about making a game. 2. Choose a game (e.g. making a board game, hide and seek, word search). 3. Write a <i>Sizzling Start</i> (the goal and the materials you need). 4. Write the steps to play this game. 5. Use the success criteria. 6. Share a photo / video of your game! (GC) <p>Thursday</p> <ul style="list-style-type: none"> ○ Listen to the story ‘You and Me Murrawee’.  1. Compare the girls in the story. Write down some things that are the same and things that are different. 2. Compare yourself and Murrawee. How are you the same? How are you different? 3. Look at the slides to help you. (SA) <p>Friday</p> <ul style="list-style-type: none"> ○ Read ‘You and Me Murrawee’ again. ○ Murrawee’s grandmother tells her stories about the <i>creation</i> of the river. Watch the video to hear a Dreamtime story about the Murray River. (IN) 	<p>Each day play Place Value Basketball if you can. Practise partitioning numbers into hundreds, tens and ones. (IN)</p> <p>Wednesday</p> <ul style="list-style-type: none"> ○ Play ‘The Card Flip Game’. (SA)  1. Turn over 3 playing cards to make a 2-digit number and a 1-digit number. (e.g. If you have a 2, 3 and 3, you could make 23 and 3.) 2. Add the numbers to find the total (e.g. 23+3=26). 3. Reverse the number sentence to find a related subtraction number fact (e.g. 26-3=23) 4. Challenge: Make two 2-digit numbers. <p>Thursday</p> <ul style="list-style-type: none"> ○ Watch the video about addition and subtraction strategies. (GC)  1. Complete the addition and subtraction task on Google Classroom. 2. Watch the video to help you complete the task. <p>Friday</p> <ul style="list-style-type: none"> ○ Play ‘Robot More or Less’. (IN) ○ If you can’t play online, play this calendar game. (IN)  Find today’s date on a calendar. 1. Count how many days there are until the end of the month. 2. Work out the date in 10 days time. 3. Work out what the date was 10 days ago by counting back. (IN) 	<ul style="list-style-type: none"> ○ Choose 1 thing that you could do to help save the Earth’s resources at home. For example: <ul style="list-style-type: none"> - Saving water by turning the tap off when brushing your teeth.  - Throw rubbish in the bin. - Switching off the light when you leave a room. 1. Design a poster to put up at home to remind your family to do this. 2. Take a photo of your poster and share it on Google Classroom. (GC) 	<ul style="list-style-type: none"> ○ What’s on the ground outside? 1. Watch the video ‘Bushland treasures’. 2. Make a list of all the natural things you can see and find outside. (SA) <div style="text-align: center;">  </div>
		Creative Arts – Dance	PDHPE
		<ul style="list-style-type: none"> ○ Watch the video to learn the Seaweed Dance. (IN) ○ Did you know that seaweed moves because the water around it is moving? 1. Think about how the water moves – flows, trickles, drips and gushes. 2. Make up 2 movements that show how the water moves (e.g. waving your arms, moving your legs / body). (SA) <div style="text-align: center;">  </div>	<ul style="list-style-type: none"> ○ Look at this problem solving strategy wheel to see all of the different ways you can solve a problem with a friend. 1. Look at the playground problems task on Google Classroom. 2. Decide if it is a <i>tiny, small, medium or big</i> problem. 3. Write what you would do to solve the problem. (GC) <div style="text-align: center;">  </div>

If you require support, please contact the school’s email addressed as follows **Attention – CLASS NAME - TEACHER NAME** : parramattwp.school@det.nsw.edu.au