




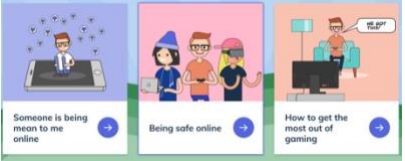
INDEPENDENT	IN
SHARE WITH AN ADULT	SA
SHARE ON GOOGLE CLASSROOM	GC



## PWPS Learning from Home Plan – Year 3

While at home, here are some activities to complete. We understand that every home is different, so please complete what you can. There is no expectation that every activity is complete. All activities require parent supervision appropriate to the activity.

### TERM 3, WEEK 9 (MONDAY/TUESDAY)

English	Mathematics	Science & Technology	HSIE - Geography
<p><b>Each day</b> read a book for 20 minutes. <b>(IN)</b></p> <p><b>Monday</b></p> <ul style="list-style-type: none"> <li>Watch this video on <a href="#">‘Figurative Language’</a> and our new example of figurative language, <b>personification</b>. Then write in your books what these 2 things mean. <b>(IN)</b></li> <li>Choose 5 things from around your house and give them a human like feature. E.g., The cookies <b>pulled</b> me to eat them. Write your sentences with <b>personification</b> in your workbook. Watch <a href="#">this video</a> to see an example. <b>(SA)</b></li> </ul> <p><b>Tuesday</b></p> <ul style="list-style-type: none"> <li>Read the book <a href="#">‘Schools First Day of School’</a> by Adam Rex and pick 4 examples of personification from it. Write these in your book. <b>(IN)</b></li> <li>Open your GC task. You will be given 10 sentences and you will need to organise which sentences have personification in them and which do not. Look at the 5 pictures given to you and use each one to write a <b>complex</b> sentence that includes <b>personification</b>. Look at <a href="#">this video</a> to refresh your memory on complex sentences! <b>(GC)</b></li> </ul>	<p><b>Each day</b> complete the <a href="#">Daily 10 Mental Maths Challenge</a> or write 10 questions of your own and answer. <b>(IN)</b></p> <p><b>Monday</b></p> <ul style="list-style-type: none"> <li>Think about when we might use multiplication and division in real life. Draw two circles. Place the multiplication symbol in one (<math>\times</math>) and the division symbol in the other (<math>\div</math>). Around each circle, write 4 examples of when we might use that operation in real life. Be as creative as you like. <b>(SA)</b></li> <li>Complete assigned Manga High activity. <b>(IN)</b></li> </ul> <p><b>Tuesday</b></p> <ul style="list-style-type: none"> <li>Watch the video about the <a href="#">inverse</a> relationship of Division (<math>\div</math>) and multiplication (<math>\times</math>) Write down something interesting from the video e.g. <math>2 \times 3 = 6</math> and <math>6 \div 3 = 2</math>. <b>(IN)</b></li> <li>Complete the <a href="#">Inverse Operations Calculator Investigation</a> activity in your Google Classroom. <b>(GC)</b></li> </ul>	<p>Watch the <a href="#">States of Matter song!</a> Tell an adult 2 solids, 2 liquids and 2 gases you know. <b>(SA)</b></p> <div style="text-align: center;">  </div>	<p>Watch the 3 compass videos to choose a design.</p> <p><a href="#">Design 1</a>  <a href="#">Design 2</a>  <a href="#">Design 3</a></p> <p>Draw your compass on paper and upload the picture on Google Classroom. <b>(GC)</b></p> <div style="text-align: center;">  </div>
		<p style="text-align: center;"><b>Creative Arts - Drama</b></p> <p>Use paper to make some finger puppets. Give them each a different character. Make up a story with them. Perform it for someone in your family. <b>(SA)</b></p> <div style="text-align: center;">  </div>	<p style="text-align: center;"><b>PDHPE</b></p> <p>Read the key messages from <a href="#">I want help with eSafety Kids</a>. Complete the quiz on Google Classroom. <b>(GC)</b></p> <div style="text-align: center;">  </div>

If you require support, please contact the school's email addressed as follows **Attention – CLASS NAME - TEACHER NAME:** [parramattwp.school@det.nsw.edu.au](mailto:parramattwp.school@det.nsw.edu.au)





INDEPENDENT	IN
SHARE WITH AN ADULT	SA
SHARE ON GOOGLE CLASSROOM	GC



### PWPS Learning from Home Plan – Year 3

While at home, here are some activities to complete. We understand that every home is different, so please complete what you can. There is no expectation that every activity is complete. All activities require parent supervision appropriate to the activity.

#### TERM 3, WEEK 9 (WEDNESDAY/THURSDAY/FRIDAY)

English	Mathematics	Science & Technology	HSIE - Geography										
<p><b>Each day</b> read a book for 20 minutes. <b>(IN)</b></p> <p><b>Wednesday</b></p> <ul style="list-style-type: none"> <li>Watch <a href="#">The Dreadful Fluff</a>. Draw your own monster, like the Dreadful Fluff, that lives somewhere on your body. Give your creature a name and list some of its character traits. <b>(IN)</b></li> <li>These words have a spelling mistake or need to be different words. Can you fix them?</li> </ul> <p><i>Paramatta, Febuary, scool, Austraila, gonna, alot, beautiful, sreem, thankfull, disarster</i></p> <p><b>Thursday</b></p> <ul style="list-style-type: none"> <li>Copy 4 sentences from the book you are reading or from Wushka. Underline all the nouns and verbs. Change the nouns and verbs to different words to make 4 new sentences. <b>(SA)</b></li> <li>Complete the <a href="#">Quiziz</a> about figurative language. <b>(IN)</b></li> </ul> <p><b>Friday</b></p> <ul style="list-style-type: none"> <li>Use these homophones in the same sentence. e.g right and write – I will <b>write</b> the <b>right</b> answers next to the sums in my maths book. Your turn:</li> </ul> <table border="1" style="width: 100%;"> <tr> <td>be and bee</td> <td>knew and new</td> </tr> <tr> <td>hole and whole</td> <td>eye and I</td> </tr> </table> <ul style="list-style-type: none"> <li>Watch the video <a href="#">Little People, Big Dreams</a> to learn about a famous person that we all know. It tells us about his life when he was your age and why he grew up to do the things that he does. Can you guess who he is? After watching, think about what you do now and how it might shape your life in the future. Tell somebody what you are thinking and some interesting facts about our surprise guest in the video. <b>(SA)</b></li> </ul>	be and bee	knew and new	hole and whole	eye and I	<p><b>Each day</b> complete the <a href="#">Daily 10 Mental Maths Challenge</a></p> <p><b>Wednesday</b></p> <ul style="list-style-type: none"> <li>Watch <a href="#">Telling the Time in 5min intervals</a> then draw a clock face and write down 5 things that you learnt. <b>(IN)</b></li> <li><a href="#">Play Strike it out</a> <b>(SA)</b></li> </ul>  <p><b>Thursday</b></p> <ul style="list-style-type: none"> <li>Click this <a href="#">link</a> and select 2 dice option.</li> <li>Roll the dice and write down the 2 numbers as a multiplication operation eg 3 X 4=12. Make an array for this, using items around your home (such as pegs or blocks). Change the order of the array to show a new multiplication operation? Use <a href="#">this</a> to help you. Try this 8 times. <b>(IN)</b></li> </ul> <p><b>Friday</b></p> <ul style="list-style-type: none"> <li>Write (2, 3 or 5) in the middle of a circle. Draw 12 petals around the circle, one for each multiplication fact. Then divide an outside number by the next one along the petal. What does it equal? What do you notice? <b>(SA)</b></li> <li>Draw anything. e.g. a wheel, or the sun or star. Repeat it with another number. <b>(IN)</b></li> </ul> 	<p>Do the revision page about solids, liquids, and gases on Google Classroom. <b>(GC)</b></p> <p style="text-align: center;"><b>STATES OF MATTER</b></p>  <p style="text-align: center;">Solid      Liquid      Gas</p>	<p>Watch the 2 videos on <a href="#">Charlotte</a> and <a href="#">Coline</a>. What is similar and different in the videos shown? Write them in your book. <b>(IN)</b></p> <table border="1" style="width: 100%;"> <thead> <tr> <th style="background-color: #b3e5fc;">SIMILAR</th> <th style="background-color: #ffe0b2;">DIFFERENT</th> </tr> </thead> <tbody> <tr> <td>- both like swimming in summer</td> <td>- Charlotte has a house and Coline has an apartment</td> </tr> </tbody> </table>	SIMILAR	DIFFERENT	- both like swimming in summer	- Charlotte has a house and Coline has an apartment		
be and bee	knew and new												
hole and whole	eye and I												
SIMILAR	DIFFERENT												
- both like swimming in summer	- Charlotte has a house and Coline has an apartment												
		<p style="text-align: center;"><b>Creative Arts – Visual Arts</b></p> <p><a href="#">Watch the video</a> showing you how to make Name Art. Use your <b>own name</b> and make a beautiful design. <b>(IN)</b></p> 	<p style="text-align: center;"><b>PDHPE</b></p> <p>Get ready for a 5-day fitness challenge. <b>(SA)</b></p> <table border="1" style="width: 100%;"> <tbody> <tr> <td style="text-align: center;">Monday</td> <td>Put a timer on for 5 minutes. Stretch each part of your body. e.g., toe touches, cobra pose.</td> </tr> <tr> <td style="text-align: center;">Tuesday</td> <td>Play <a href="#">Four Corners</a> with your family.</td> </tr> <tr> <td style="text-align: center;">Wednesday</td> <td>Do the <a href="#">Minecraft yoga</a>.</td> </tr> <tr> <td style="text-align: center;">Thursday</td> <td>Play silent ball with your family. Use a toy or another soft object.</td> </tr> <tr> <td style="text-align: center;">Friday</td> <td>Do the <a href="#">Nutbush</a>.</td> </tr> </tbody> </table>	Monday	Put a timer on for 5 minutes. Stretch each part of your body. e.g., toe touches, cobra pose.	Tuesday	Play <a href="#">Four Corners</a> with your family.	Wednesday	Do the <a href="#">Minecraft yoga</a> .	Thursday	Play silent ball with your family. Use a toy or another soft object.	Friday	Do the <a href="#">Nutbush</a> .
Monday	Put a timer on for 5 minutes. Stretch each part of your body. e.g., toe touches, cobra pose.												
Tuesday	Play <a href="#">Four Corners</a> with your family.												
Wednesday	Do the <a href="#">Minecraft yoga</a> .												
Thursday	Play silent ball with your family. Use a toy or another soft object.												
Friday	Do the <a href="#">Nutbush</a> .												

If you require support, please contact the school's email addressed as follows **Attention – CLASS NAME - TEACHER NAME:** [parramattwp.school@det.nsw.edu.au](mailto:parramattwp.school@det.nsw.edu.au)