










# PWPS Learning from Home Plan – Kindergarten

While at home, here are a range of activities to complete. We understand that every home is different, so please complete what you can. There is no expectation that every activity is complete. All activities require parent supervision appropriate to the activity.

|                           |    |
|---------------------------|----|
| INDEPENDENT               | IN |
| SHARE WITH AN ADULT       | SA |
| SHARE ON GOOGLE CLASSROOM | GC |



## Term 4 – Week 1

| English   | Mathematics | Science & Technology | PDHPE  |        |       |        |  |   |   |
|---|-------------|----------------------|--------|--------|-------|--------|--|---|---|
| <p><b>Everyday</b></p> <ul style="list-style-type: none"> <li><input type="checkbox"/> Do a set task on <a href="#">Reading Eggs</a>.</li> <li><input type="checkbox"/> Do a '<a href="#">Sight Word Grid</a>' activity.</li> </ul> <p><b>Tuesday</b></p> <div style="display: flex; align-items: center;"> <div style="flex: 1;"> <ul style="list-style-type: none"> <li><input type="checkbox"/> Draw a picture about your holiday.</li> <li><input type="checkbox"/> Write a recount about what you did.</li> <li><input type="checkbox"/> Use <a href="#">Recount Template</a> to help you.</li> </ul> <p><i>Upload a picture of this on Google Classroom. (GC)</i></p> </div> <div style="flex: 1;">  </div> </div> <p><b>Wednesday</b></p> <ul style="list-style-type: none"> <li><input type="checkbox"/> Watch the video: 'au'</li> <li><input type="checkbox"/> Open books to find 'au' words.</li> <li><input type="checkbox"/> Read and write these 'au' words:</li> </ul> <table border="1" style="margin-left: 20px;"> <tr> <td>sauce</td> <td>cause</td> <td>author</td> </tr> <tr> <td>autumn</td> <td>fault</td> <td>launch</td> </tr> </table> <ul style="list-style-type: none"> <li><input type="checkbox"/> Do the <a href="#">Phonics slides</a>. (IN)</li> </ul> <p><b>Thursday</b></p> <ul style="list-style-type: none"> <li><input type="checkbox"/> Read the title and look at the cover.</li> <li><input type="checkbox"/> Predict: What will happen in the story?</li> <li><input type="checkbox"/> Think about the word 'loud'. What are some things that are loud?</li> <li><input type="checkbox"/> Listen to the story "<a href="#">Too Loud Lily</a>"</li> <li><input type="checkbox"/> Discuss the things Lily did in the story that were loud? (SA)</li> </ul> <div style="text-align: right;">  </div> <p><b>Friday</b></p> <ul style="list-style-type: none"> <li><input type="checkbox"/> Reread the <a href="#">story</a>.</li> <li><input type="checkbox"/> Discuss:             <ul style="list-style-type: none"> <li>- Who are the characters in the story?</li> <li>- What did they look like on the outside?</li> <li>- What where they like on the inside/personality?</li> </ul> </li> <li><input type="checkbox"/> Draw a picture of the characters.</li> <li><input type="checkbox"/> Write some of their <a href="#">character traits</a>.</li> <li><input type="checkbox"/> Click the picture to help with this.</li> </ul> <div style="text-align: right;">  </div> | sauce       | cause                | author | autumn | fault | launch | <p><b>Everyday</b></p> <ul style="list-style-type: none"> <li><input type="checkbox"/> Complete 1 activity on <a href="#">Mathseeds</a> </li> <li><input type="checkbox"/> Click this <a href="#">link</a> and add the numbers on the domino together. Press the 'new' button to repeat.</li> </ul> <p><b>Tuesday</b></p> <ul style="list-style-type: none"> <li><input type="checkbox"/> We are practising our subitising.</li> <li><input type="checkbox"/> Click the <a href="#">slides</a> and press 'present' to practise your subitising. Click until all the cards are turned over. (IN)</li> <li><input type="checkbox"/> Try to be quick when you say the number!</li> <li><input type="checkbox"/> Challenge: Watch this <a href="#">video</a> and subitise teen numbers!</li> </ul> <p><b>Wednesday</b></p> <ul style="list-style-type: none"> <li><input type="checkbox"/> We are practising our counting. </li> <li><input type="checkbox"/> Count along with <a href="#">Jack Hartmann</a>.</li> <li><input type="checkbox"/> Click the <a href="#">slides</a> to begin your activity.</li> </ul> <p><b>Record a video of yourself completing the counting activity and upload it to Google Classroom (GC).</b></p> <p><b>Thursday</b></p> <ul style="list-style-type: none"> <li><input type="checkbox"/> Practise your addition skills by counting on. </li> <li><input type="checkbox"/> Watch this <a href="#">video</a>.</li> <li><input type="checkbox"/> Click <a href="#">here</a> to go to the addition activity.</li> <li><input type="checkbox"/> Click on <b>Present</b> to do the activities.</li> <li><input type="checkbox"/> Say the number sentence. (IN)<br/>E.g. 6 children and 3 children make 9 children altogether.</li> </ul> <div style="text-align: right;">  </div> <p><b>Friday</b></p> <ul style="list-style-type: none"> <li><input type="checkbox"/> We use subtraction to find the difference between two numbers.</li> <li><input type="checkbox"/> Watch '<a href="#">Subtraction stacks</a>' to learn how to play.</li> <li><input type="checkbox"/> Follow the instructions on the video to play the game.</li> <li><input type="checkbox"/> Tell an adult what subtraction skills you used while playing this game. (SA)</li> </ul> | <p><b>Tuesday</b></p> <ul style="list-style-type: none"> <li><input type="checkbox"/> Click the picture. (SA)</li> </ul> <div style="text-align: center;">  </div> <ul style="list-style-type: none"> <li><input type="checkbox"/> Complete your activity and post it on Google Classroom any day this week. (GC)</li> </ul> <p style="text-align: center; background-color: #00a0e3; color: white; padding: 5px;"><b>Creative Arts</b></p> <p><b>Friday</b></p> <p><b>Emotions</b></p> <ul style="list-style-type: none"> <li><input type="checkbox"/> Watch '<a href="#">Inside Out</a>' and guess how the characters are feeling.</li> <li><input type="checkbox"/> Use these clues to help you:             <ul style="list-style-type: none"> <li>• What does the character's face look like?</li> <li>• What does the character's voice sound like?</li> <li>• How is the character moving?</li> </ul> </li> <li><input type="checkbox"/> Play '<a href="#">Spin the Emotion</a>'.  <ul style="list-style-type: none"> <li>• Spin the wheel</li> <li>• Use your <b>face</b>, <b>voice</b> and <b>body</b> to act out each emotion.</li> </ul> </li> <li><input type="checkbox"/> Complete the '<a href="#">Charades</a>' game.             <ul style="list-style-type: none"> <li>• Flip the card and read the scenario.</li> <li>• Act out how you would feel for each scenario.</li> <li>• Remember to use your <b>face</b>, <b>voice</b> and <b>body</b> to show how you would feel. (SA)</li> </ul> </li> </ul> | <p><b>Tuesday</b></p> <p><b>PDH: Being Respectful</b></p> <ul style="list-style-type: none"> <li><input type="checkbox"/> Discuss;             <ul style="list-style-type: none"> <li>- What is respect?</li> <li>- What are some ways we can be respectful?</li> <li>- Why is it important to show respect to others? (SA)</li> </ul> </li> <li><input type="checkbox"/> Watch the following video on <a href="#">respect</a>.</li> <li><input type="checkbox"/> Make a <b>video</b> discussing how we show respect at school.</li> <li><input type="checkbox"/> Try to include;             <ul style="list-style-type: none"> <li>- Some school rules about respect.</li> <li>- How you would show respect to your teachers and classmates. (GC)</li> </ul> <p style="text-align: center;"><b>(Upload your video into the assignment on Google Classroom).</b></p> </li> </ul> <p><b>Thursday</b></p> <p><b>Fundamental Movement Skills</b></p> <ul style="list-style-type: none"> <li><input type="checkbox"/> Choose some characters to follow along with from these <a href="#">workout videos</a>.</li> <li><input type="checkbox"/> Play <a href="#">Disney who am I?</a></li> <li><input type="checkbox"/> Follow <a href="#">this yoga video</a>. (IN)</li> </ul> |
| sauce   | cause       | author               |        |        |       |        |  |   |   |
| autumn  | fault       | launch               |        |        |       |        |  |   |   |