


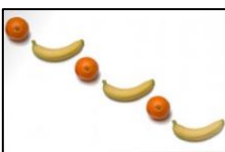




INDEPENDENT	IN
SHARE WITH AN ADULT	SA
SHARE ON GOOGLE CLASSROOM	GC



PWPS Learning from Home Plan – Year 1

While at home, here are a range of activities to complete. We understand that every home is different, so please complete what you can. There is no expectation that every activity is complete. All activities require parent supervision appropriate to the activity.

TERM 4, WEEK 1 – Tuesday 5 October – Friday 8 October, 2021

English	Mathematics	Science & Technology	HSIE – Geography																								
<p>○ Each day read for 10 minutes. <i>(IN)</i></p> <p>Tuesday</p> <p>○ Read and write words and sentences with the ai and ay digraphs. Use the slides and Jamboard on Google Classroom. <i>(IN)</i></p> <p>○ Watch the videos to help you say and read these sounds – ai and ay</p> <p>○ Words you could practise:</p> <table border="1" style="width: 100%; text-align: center;"> <thead> <tr> <th colspan="2">ai</th> <th colspan="2">ay</th> </tr> </thead> <tbody> <tr> <td>rain</td> <td>brain</td> <td>spray</td> <td>pay</td> </tr> <tr> <td>train</td> <td>tail</td> <td>away</td> <td>tray</td> </tr> </tbody> </table> <p>Wednesday</p> <p>○ Write <i>simple sentences</i> using these words or the slides. Don't forget to include a subject and a verb in each sentence. <i>(IN)</i></p> <table border="1" style="width: 100%; text-align: center;"> <thead> <tr> <th colspan="2">subject</th> <th colspan="2">verb</th> </tr> </thead> <tbody> <tr> <td>Mum</td> <td>dog</td> <td>laughed</td> <td>chased</td> </tr> <tr> <td>Sally</td> <td>tiger</td> <td>played</td> <td>growled</td> </tr> </tbody> </table> <p>Thursday</p> <p>○ Listen to the story 'Stuck'. </p> <p>○ Draw a picture and write 2-4 sentences about what the fireman's idea is at the end of the story and what could happen. <i>(GC)</i></p> <p>Friday</p> <p>○ Learn how to draw Floyd from 'Stuck'.</p> <p>○ Draw Floyd throwing an item into the tree.</p> <p>○ Write a sentence to explain your choice of object. <i>(SA)</i></p> <p>Any day</p> <p>○ Log-on to Reading Eggs and complete the set task. <i>(IN)</i></p>	ai		ay		rain	brain	spray	pay	train	tail	away	tray	subject		verb		Mum	dog	laughed	chased	Sally	tiger	played	growled	<p>Each day roll 3 dice. Count on from the biggest number (e.g. If I roll a 6, 3 and 2, count 6 ... 7, 8, 9, 10, 11). <i>(IN)</i></p> <p>Tuesday</p> <p>○ Watch the video about <i>patterns</i>.</p> <p>○ Play the patterns game.</p> <p>○ Draw a pattern with different colours and shapes. <i>(IN)</i></p>  <p>Wednesday</p> <p>○ Use the Jamboard on Google Classroom.</p> <p>1. Create a <i>pattern</i> with objects from around your house (e.g. pasta, coins, shoes).</p> <p>2. Take a photo of your pattern and upload it to the last page on the Jamboard. <i>(GC)</i></p> <p>Thursday</p> <p>○ Watch the video about the months of the year.</p> <p>○ Play the game to order the months. <i>(IN)</i></p> <p>Friday</p> <p>○ Watch the video about Australia's seasons.</p> <p>1. Draw and label a picture of each <i>season</i>.</p> <p>2. Write the <i>months</i> of the year for each season.</p> <p>3. Watch this video about seasons around the world. <i>(SA)</i></p>  <p>Any day</p> <p>○ Log-on to Maths Seeds and complete the set task. <i>(IN)</i></p>	<p>○ How do people use their senses to understand the world around them?</p> <p>1. Watch the Five Senses video.</p> <p>2. Complete the 5 senses quiz. <i>(IN)</i></p> <p>3. Look at the picture. Write about:</p> <div style="display: flex; align-items: center;"> <div style="flex: 1;"> <p>- What senses the boy is using.</p> <p>- What <i>information</i> his senses give him about the pizza. <i>(GC)</i></p> </div>  </div>	<p>1. Look at the picture and answer the questions:</p> <p>○ What is your favourite type of weather?</p> <p>○ What do you do when it is sunny or raining?</p> <p>○ How does the weather affect what we wear?</p> <p>2. Draw symbols that are used in a weather forecast: <i>cloudy, windy, snow, sunny, raining, hail, lightning.</i> </p> <p>3. Draw activities you can do on hot or cold days. <i>(IN)</i></p>
ai		ay																									
rain	brain	spray	pay																								
train	tail	away	tray																								
subject		verb																									
Mum	dog	laughed	chased																								
Sally	tiger	played	growled																								
		Creative Arts	PDHPE																								
		<p>1. Listen to the instructions and the video 'Not a stick'.</p> <p>2. Find a small stick that can fit on your paper.</p> <p>3. Glue or tape the stick onto the paper.</p> <p>4. Draw around your stick to turn it into something new.</p> <p>5. Colour in your creation and share a photo of your artwork. <i>(GC)</i></p> 	<p>○ Watch the video explaining the different food groups.</p> <p>○ Complete the 'Food Groups sorting activity'.</p> <p>○ Find 1 item of food from each food group in your house.</p> <p>- Tell an adult what food group these foods belong to. (e.g. The apple belongs to the fruit group.) <i>(SA)</i></p> <p>○ See if you can keep up with this 5 minute workout! <i>(IN)</i></p> 