










INDEPENDENT	IN
SHARE WITH AN ADULT	SA
SHARE ON GOOGLE CLASSROOM	GC



## PWPS Learning from Home Plan – Year 2

While at home, here are a range of activities to complete. We understand that every home is different, so please complete what you can. There is no expectation that every activity is complete. All activities require parent supervision appropriate to the activity.

### TERM 4, WEEK 1

English	Mathematics	Science & Technology	HSIE – Geography
<p><b>Each day</b> read for 10 minutes. <b>(IN)</b></p> <ul style="list-style-type: none"> <li>After reading, tell a family member about an interesting fact or event in the book. <b>(SA)</b></li> </ul> <p><b>Tuesday</b></p> <ul style="list-style-type: none"> <li>Watch the <a href="#">video</a> about <i>compound words</i>.</li> <li>Go through the <a href="#">slides</a> if you can.</li> <li>Write down 3-4 compound words and put them into a sentence. <b>(IN)</b></li> </ul> <p><b>Wednesday</b></p> <ul style="list-style-type: none"> <li>This term we are learning to express an opinion through persuasive writing.</li> <li>Watch this <a href="#">video</a> to learn the difference between facts and opinions.</li> <li>Write about your favourite book and give a reason why it is your favourite. (e.g. Pig the Pug is my favourite book because ...) <b>(SA)</b></li> </ul>  <p><b>Thursday</b></p> <ul style="list-style-type: none"> <li>Listen to the story '<a href="#">Stuck</a>'.</li> <li>Draw a picture and write 2-4 sentences about what the fireman's idea is at the end of the story and what could happen. <b>(GC)</b></li> </ul>  <p><b>Friday</b></p> <ul style="list-style-type: none"> <li>Learn <a href="#">how to draw Floyd</a> from 'Stuck'.</li> <li>Draw Floyd throwing an item into the tree.</li> <li>Write a sentence to explain your choice of object. <b>(SA)</b></li> </ul> <p><b>Any day</b></p> <ul style="list-style-type: none"> <li>Log-on to <b>Reading Eggs</b> and complete the set task. <b>(IN)</b></li> </ul>	<p><b>Each day</b> play the game <a href="#">Shark Numbers</a>. <b>(IN)</b></p>  <p><b>Tuesday</b></p> <ul style="list-style-type: none"> <li><b>You will need:</b> a dice and this <a href="#">120 number board</a> (or make your own).</li> <li>Roll the dice and pick any number on the board.</li> <li>Count forwards and backwards by the number you roll (e.g. by 2s = 24, 26, 28).</li> <li>You might like to use different colours to show patterns on the number board. <b>(IN)</b></li> </ul> <p><b>Wednesday</b></p> <ul style="list-style-type: none"> <li>Watch this <a href="#">video</a> about <i>partitioning</i>.</li> <li>Use the slides on Google Classroom to partition three-digit numbers. <b>(GC)</b></li> </ul> <p><b>Thursday</b></p> <ul style="list-style-type: none"> <li>Listen to this <a href="#">song</a> about time.</li> <li>Write down activities that take 1 second, 1 minute and 1 hour. (e.g. A sneeze takes 1 second.)</li> <li>You could use this <a href="#">timer</a> to time these activities and check your answers. <b>(IN)</b></li> </ul>  <p><b>Friday</b></p> <ul style="list-style-type: none"> <li>Make up an informal time measurement (e.g. claps, clicks).</li> <li>Count how many claps it takes to write your name and walk across a room.</li> <li>Write down your answers in a table. <b>(SA)</b></li> </ul>  <p><b>Any day</b></p> <ul style="list-style-type: none"> <li>Log-on to <b>Maths Seeds</b> and complete the set task. <b>(IN)</b></li> </ul>	<ul style="list-style-type: none"> <li>How do people use their senses to understand the world around them?</li> <li>Watch the <a href="#">Five Senses video</a>.</li> <li>Complete the <a href="#">5 senses quiz</a>. <b>(IN)</b></li> <li>Look at the picture. Write about: <ul style="list-style-type: none"> <li>What <i>senses</i> the boy is using.</li> <li>What <i>information</i> his senses give him about the pizza. <b>(GC)</b></li> </ul> </li> </ul> 	<ol style="list-style-type: none"> <li>Look at the <a href="#">picture</a> and answer the questions: <ul style="list-style-type: none"> <li>What is your favourite type of weather?</li> <li>What do you do when it is sunny or raining?</li> <li>How does the weather affect what we wear?</li> </ul> </li> <li>Draw <b>symbols</b> that are used in a weather forecast: <i>cloudy, windy, snow, sunny, raining, hail, lightning</i>.</li> <li>Draw activities you can do on hot or cold days. <b>(IN)</b></li> </ol> 
		Creative Arts – Visual Arts	PDHPE
		<ol style="list-style-type: none"> <li>Listen to the <a href="#">instructions</a> and the <a href="#">video 'Not a stick'</a>.</li> <li>Find a small stick that can fit on your paper.</li> <li>Glue or tape the stick onto the paper.</li> <li>Draw around your stick to turn it into something new.</li> <li>Colour in your creation and share a photo of your artwork. <b>(GC)</b></li> </ol> 	<ul style="list-style-type: none"> <li>Watch the <a href="#">video</a> explaining the different food groups.</li> <li>Complete the '<a href="#">Food Groups sorting activity</a>'.</li> <li>Find 1 item of food from each food group in your house.</li> <li>Tell an adult what food group these foods belong to. (e.g. The apple belongs to the fruit group.) <b>(SA)</b></li> <li>See if you can keep up with this <a href="#">5 minute workout!</a> <b>(IN)</b></li> </ul> 

If you require support, please contact the school's email addressed as follows **Attention – CLASS NAME - TEACHER NAME** : [parramattwp.school@det.nsw.edu.au](mailto:parramattwp.school@det.nsw.edu.au)