




INDEPENDENT	IN
SHARE WITH AN ADULT	SA
SHARE ON GOOGLE CLASSROOM	GC



PWPS Learning from Home Plan – Year 4

While at home, here are some activities to complete. Some activities require a device, and these are optional to complete. We understand that every home is different, so please complete what you can. There is no expectation that every activity is complete.

TERM 4, WEEK 1			
English	Mathematics	Science & Technology	HSIE - Geography
<p>Each day read a book for 20 minutes. (IN)</p> <p>Tuesday</p> <ul style="list-style-type: none"> Watch this video about writing a procedure. Write down 5 important things. (IN) Draw 10 pairs of antonyms (opposites) on individual paper squares. Turn them over and take turns with your family to try and find the pairs. (SA) <p>Wednesday</p> <ul style="list-style-type: none"> Listen to the non-fiction text Jellyfish and answer the questions on Google Classroom. (GC) Watch the pronoun video. Draw 3 columns in your book and put these common nouns, proper nouns and pronouns in the correct places. (IN) <p><i>she river Sydney cupboard Australia they Mr Ploeg us coat Wednesday me him floor October Ms McSpadden our teacher mountain</i></p> <p>Thursday</p> <ul style="list-style-type: none"> Write a procedure about how to make a sandwich with fillings of your choice. Use correct structure, headings and include detailed steps. (SA) Use these words and write a synonym for each. <i>Little, furious, hard, soaked, hat, loud, tired, said, yelled, wrong</i> (e.g., warm – hot) (IN) <p>Friday</p> <ul style="list-style-type: none"> Read a book in Wushka and create a story map to show the main ideas. (SA) Identify & write 5 pronouns from a book you are reading. Write 5 sentences using these pronouns. (IN) 	<p>Each day complete the Daily 10 Mental Maths Challenge. (IN)</p> <p>Tuesday</p> <ul style="list-style-type: none"> Watch this video. Write out the 6 and 7 times table. Then write each fact out in reverse (inversely) using division e.g., $8 \times 6 = 48$ ($48 \div 6 = 8$) (SA) Write 12 times tables facts of your own. Next write these facts out in reverse. (IN) <p>Wednesday</p> <ul style="list-style-type: none"> Watch this video. Draw an array for 16, 32 and 48. Divide each array into 2 groups using a pencil. Then divide each group in half again. Write a number sentence to each step. e.g., $16 \div 2 = 8$, $8 \div 2 = 4$ (SA) Write out your 10 times table as division. Multiply each answer by 2 (doubling). e.g., $50 \div 10 = 5$, ($5 \times 2 = 10$) Compare this to the 5x table. What do you notice? (IN) <p>Thursday</p> <ul style="list-style-type: none"> Choose 5 items around your home. Measure the length of each object in centimetres. Record your answers on your google classroom. (GC) Ask a sibling (brother/sister) or an adult to measure the length of the same objects. Compare your answers and explain any similarities (same) or differences. (SA) <p>Friday</p> <ul style="list-style-type: none"> Measure the length of your couch. Record this in your book using metres and centimetres. Choose 4 other items in your house longer than 1 metre and record the length of each object in your book. (SA) 	<p>Watch Peripheral Devices. Tell and adult what that means. Complete your Google Classroom activity on input, output, and peripheral devices. (GC)</p> <div style="text-align: center;">  </div>	<p>Watch this video on Australia's neighbours. Make a list of things that good neighbours do for one another. (IN)</p> <div style="text-align: center;">  </div>
		Creative Arts - Drama	PDHPE
		<p>Stand outside and collect some household items (e.g., fork, pencil). Make a picture with your shadow and add the household items. Take a photo and share it with someone in your family. (SA)</p> <div style="text-align: center;">  </div>	<ul style="list-style-type: none"> Let's get Footloose to start off the term. (IN) Reflect (think about) on what you eat and how much physical activity you do by completing your PDHPE logbook. (GC)

If you require support, please contact the school's email addressed as follows **Attention – CLASS NAME - TEACHER NAME:** parramattwp.school@det.nsw.edu.au