


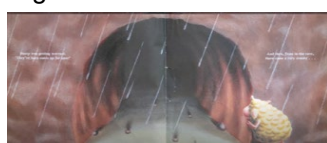




PWPS Learning from Home Plan – Kindergarten

While at home, here are a range of activities to complete. We understand that every home is different, so please complete what you can. There is no expectation that every activity is complete. All activities require parent supervision appropriate to the activity.

INDEPENDENT	IN
SHARE WITH AN ADULT	SA
SHARE ON GOOGLE CLASSROOM	GC



Term 4 – Week 2 – Monday & Tuesday

English	Mathematics	Science & Technology	PDHPE									
<p>Any Day</p> <p><input type="checkbox"/> Morning Routine. (IN)</p> <p>Everyday</p> <p><input type="checkbox"/> Do a set task on Reading Eggs.</p> <p><input type="checkbox"/> Go to Reading Eggs and click Reading Eggspress to read a story.</p> <p><input type="checkbox"/> Do a ‘Sight Word Grid’ activity. (IN)</p> <p>Monday</p> <p><input type="checkbox"/> Watch the video: ‘a_e’.</p> <p><input type="checkbox"/> Open books to find ‘a_e’ words.</p> <p><input type="checkbox"/> Read and write these words:</p> <table border="1"><tr><th colspan="3">a_e</th></tr><tr><td>cake</td><td>game</td><td>brave</td></tr><tr><td>face</td><td>name</td><td>make</td></tr></table> <p><input type="checkbox"/> Do the Phonics slides. (IN)</p> <p>Tuesday</p> <p><input type="checkbox"/> Read the title and look at the cover.</p> <p><input type="checkbox"/> Predict: <i>What will happen in the story?</i></p> <p><input type="checkbox"/> Close your eyes. Imagine what you might see inside the cave...</p>   <p><input type="checkbox"/> Listen to “The Very Cranky Bear”</p> <p><input type="checkbox"/> Discuss: <i>What is a full stop? When do we need to use them? Why?</i> (SA)</p> <p><input type="checkbox"/> Find full stops in the book. ●</p>	a_e			cake	game	brave	face	name	make	<p>Everyday</p> <p><input type="checkbox"/> Do a set task on Mathseeds.</p> <p><input type="checkbox"/> Click link to choose a number. Count forwards and back from your number.</p> <p>Monday</p> <p><input type="checkbox"/> We are learning to show numbers in different ways.</p> <p><input type="checkbox"/> Click the link to do this task.</p> <p><input type="checkbox"/> Press ‘present’ to listen to instructions.</p> <p><input type="checkbox"/> Do your ‘number talk’ on paper.</p> <p>Upload a picture of this on Google Classroom. (GC)</p> <p>Tuesday</p> <p><input type="checkbox"/> We are learning to <u>describe</u> numbers on a <u>ten frame</u>.</p> <p><input type="checkbox"/> You will need:</p> <ul style="list-style-type: none">✓ 1 partner✓ 2 ten frames✓ 20 counters (e.g. buttons, blocks). <p><input type="checkbox"/> Sit back-to-back with your partner.</p>  <p><input type="checkbox"/> Put some counters on your ten frame.</p> <p><input type="checkbox"/> Let your partner guess the number by asking questions. E.g. <i>“Is the top row full? Are there 3 empty boxes?”</i></p> <p><input type="checkbox"/> Swap: Your turn to ask questions. (SA)</p>	<p>Monday</p> <p><input type="checkbox"/> Click the picture. (SA)</p>  <p><input type="checkbox"/> Complete your activity and post it on Google Classroom any day this week. (GC)</p> <p>Creative Arts</p> <p>Monday</p> <p><input type="checkbox"/> Watch ‘Freeze Frames in Drama’</p> <p><input type="checkbox"/> We are learning to practise acting out a situation and then freezing to hold the pose.</p>  <p><input type="checkbox"/> Use a ‘timer’ to countdown from 3.</p> <p><input type="checkbox"/> Freeze (do not move)</p> <p><input type="checkbox"/> Hold your pose (like a statue)</p> <p><input type="checkbox"/> Do these steps again for each one.</p>	<p>Tuesday</p> <p>PDH: Being Responsible</p>  <p><input type="checkbox"/> Talk about:</p> <ul style="list-style-type: none">- What does responsible mean?- What are you responsible for?- How can we be responsible for our places/objects? (SA) <p><input type="checkbox"/> Listen to the Being Responsible song</p> <p><input type="checkbox"/> Make a list of 5 ways you are responsible at school. For E.g.</p> <p><i>I am responsible at school when I:</i></p> <ul style="list-style-type: none">✓ Put my lunchbox in the tub.✓ Line up when I hear the bell. <p>Upload a picture of your list into the assignment on Google Classroom (GC).</p>
a_e												
cake	game	brave										
face	name	make										

Term 3 – Week 2– Wednesday, Thursday & Friday

English

Remember your everyday activities

Wednesday

- ☐ Read [‘The Very Cranky Bear’](#) again
- ☐ Talk about:
 - Who are the characters in the story?
 - What did they look like on the outside?
 - What are they like on the inside/personality?
- ☐ Draw the characters.
- ☐ Write some of their [character traits](#). (SA)
- ☐ Click picture for help




Thursday

- ☐ Watch [All about Bears](#)
- ☐ Talk about differences between: The **imaginative (fiction)** text and **factual (non-fiction)** text.
 - Which story is made up?
 - Which is real information?
 - Why do you think this was written?
 - What did you learn from the factual text?
- ☐ Write key words you learnt about bears into your [Recording Information Template](#). (IN)



Friday

- ☐ Read your work from yesterday
- ☐ Write a sentence for each of the 4 headings.
- ☐ Click the picture for help. → 

Remember to use **adjectives** (*colour, size and touch* words) to write more interesting sentences


Upload a picture of this on Google Classroom (GC).

Mathematics

Remember your everyday activities

Wednesday

- ☐ We are learning about one whole and halves.
- ☐ **Halves** are two equal parts of a whole object. (*Equal means ‘the same’*)



- ☐ Watch this [video](#) to learn more.
- ☐ Click [here](#) to do the activity. (IN)

Thursday

- ☐ We are learning that **halves** are two equal parts.
- ☐ Watch the [halves video](#).
- ☐ Look at the shapes in this [picture](#).
- ☐ Find all the shapes that are cut into halves. How do you know these shapes are cut into halves? (SA)

Friday

- ☐ Draw 5 objects on paper. (E.g. door, pizza, banana, triangle and window).
- ☐ Draw a line to cut them in half.
- ☐ Remember: two halves must be equal.
- ☐ Colour half of each picture.
- ☐ Ask an adult to check your work. (SA)

Science & Technology

PDHPE

Thursday

Fundamental Movement Skills

- ☐ Copy the dance moves and yoga poses in this [Fun Freeze](#) video.



Creative Arts

Optional Extra:

Paper Roll Bear (IN)



- ☐ Get:
 - ✓ A paper roll
 - ✓ A **brown** piece of paper
 - ✓ A **black** marker (or pencil)
- ☐ Draw a [bear face](#) and 4 legs.
- ☐ Cut them out.
- ☐ Glue:
 - Bear face on top of the paper roll
 - 2 legs in the middle of the paper roll (*one on each side*).
 - 2 legs on the bottom of the paper roll (*one on each side*).

