










INDEPENDENT	IN
SHARE WITH AN ADULT	SA
SHARE ON GOOGLE CLASSROOM	GC



PWPS Learning from Home Plan – Year 1

While at home, here are a range of activities to complete. We understand that every home is different, so please complete what you can. There is no expectation that every activity is complete. All activities require parent supervision appropriate to the activity.

TERM 4, WEEK 2 – Monday 11 October – Tuesday 12 October, 2021

English	Mathematics	Science & Technology	HSIE – Geography										
<p>Each day read for 10 minutes. (IN)</p> <ul style="list-style-type: none"> ○ After reading, talk about your <i>favourite part</i> of the story or a <i>new fact</i> you learnt. (SA)  <p>Monday</p> <ul style="list-style-type: none"> ○ Read and write words and sentences with the oo digraphs. Use the slides and Jamboard on Google Classroom. (GC) ○ Watch the videos to help you say and read these sounds – short oo and long oo. ○ Words you could practise: <table border="1" style="width: 100%; text-align: center;"> <thead> <tr> <th style="background-color: black; color: white;">short oo</th> <th style="background-color: black; color: white;">long oo</th> </tr> </thead> <tbody> <tr> <td>book</td> <td>food</td> </tr> <tr> <td>cook</td> <td>spoon</td> </tr> <tr> <td>look</td> <td>moon</td> </tr> <tr> <td>foot</td> <td>broom</td> </tr> </tbody> </table> <p>Tuesday</p> <ol style="list-style-type: none"> 1. Watch the video about subject-verb agreement in simple sentences. 2. Practise writing simple sentences by: <ul style="list-style-type: none"> ○ Using the slides to practise writing simple sentences. ○ Writing 4 sentences and underline the <i>subject</i> and the <i>verb</i> in different colours. You can use these pictures and words, or the Jamboard, for ideas. (e.g. The dog eats the bone.) (SA)  <p>Any day</p> <ul style="list-style-type: none"> ○ Log-on to Reading Eggs and complete the set task. (IN) 	short oo	long oo	book	food	cook	spoon	look	moon	foot	broom	<p>Each day turn over 2 cards and add them together. Repeat 5 times. (IN)</p> <ul style="list-style-type: none"> ○ If you can, play with a family member. The player with the highest number wins.  <p>Monday</p> <ol style="list-style-type: none"> 1. Watch the video about 2 and 3 patterns. 2. Practise identifying and making patterns by <u>either</u>: <ul style="list-style-type: none"> ○ Working through the slides or Jamboard on Google Classroom independently. ○ Making your own <i>2 and 3 patterns</i> with objects at home. (SA)  <p>Tuesday</p> <ul style="list-style-type: none"> ○ Watch the video and look at the slides about errors in <i>patterns</i>. <ol style="list-style-type: none"> 1. Make a pattern at home using objects (e.g. fruit, socks, toys). 2. Make a mistake in your pattern. 3. Show your pattern to a family member and see if they can guess the mistake. 4. Explain how you would fix the pattern. (SA)  <p>Any day</p> <ul style="list-style-type: none"> ○ Log-on to Maths Seeds and complete the set task. (IN) 	<p>Types of energy</p> <ol style="list-style-type: none"> 1. Watch the video about the types of energy. 2. Draw and write about 1 type of energy that you learnt about in the video. (SA) 	<ol style="list-style-type: none"> 1. Choose a place to visit and go on the Bureau of Meteorology or MeteoEarth websites to check the weather in this location (place). 2. Draw what you would pack in your suitcase. 3. Explain why you have chosen these items and how they are suitable for the weather in this place. (GC) 
short oo	long oo												
book	food												
cook	spoon												
look	moon												
foot	broom												
		<p>Creative Arts – Music</p> <ul style="list-style-type: none"> ○ Listen to the piece of music – ‘Dance of the Sugar Plum Fairy’. <ol style="list-style-type: none"> 1. Close your eyes and listen to the music. What do you imagine? 2. Draw a picture of what you imagine. 3. Describe and write about how you feel.  <ul style="list-style-type: none"> ○ Did you like the music? ○ Did your feelings change when the music was louder or softer? (SA) 	<p>PDHPE</p> <p>Sometimes foods and every day foods</p> <ol style="list-style-type: none"> 1. Watch the video. 2. Sort different foods into 2 groups - foods that we should <i>have every day</i> and the foods that we should <i>only have sometimes</i>, by <u>either</u>: <ul style="list-style-type: none"> ○ Using the slides on Google Classroom. ○ Drawing a picture. (IN) 										

If you require support, please contact the school's email addressed as follows **Attention – CLASS NAME - TEACHER NAME** : parramattwp.school@det.nsw.edu.au











INDEPENDENT	IN
SHARE WITH AN ADULT	SA
SHARE ON GOOGLE CLASSROOM	GC



PWPS Learning from Home Plan – Year 1

While at home, here are a range of activities to complete. We understand that every home is different, so please complete what you can. There is no expectation that every activity is complete. All activities require parent supervision appropriate to the activity.

TERM 4, WEEK 2 – Wednesday 13 October – Friday 15 October, 2021

English	Mathematics	Science & Technology	HSIE – Geography
<p>Each day read for 10 minutes. (IN)</p> <p>Wednesday</p> <p>1. Look at the ‘Would you rather’ slides on Google Classroom or answer these questions:</p> <ul style="list-style-type: none"> ○ Would you rather have a robot or a dragon as a pet? ○ Would you rather visit the circus or watch fireworks? ○ Would you rather learn a new language or magic tricks? <p>2. Decide which choice you would prefer.</p> <p>3. Write a reason for your answer. (e.g. I would rather ... because ...) (IN)</p>  <p>Thursday</p> <ul style="list-style-type: none"> ○ Watch ‘The Hueys in It Wasn’t Me’ by Oliver Jeffers. <p>1. Make a prediction about what the Huey’s next argument will be about.</p> <p>2. Draw your own illustration (picture) using the speech / thinking bubbles that Oliver Jeffers uses in his books. (SA)</p>  <p>Friday</p> <ul style="list-style-type: none"> ○ Watch ‘The Hueys in The New Jumper’ by Oliver Jeffers. <p>1. Use the Jamboard on Google Classroom to answer questions about this book.</p> <p>2. Design a new jumper for your Huey on the Jamboard. (GC)</p> 	<p>Each day turn over 2 cards and add them together. Repeat 5 times. (IN)</p> <p>Wednesday</p> <ul style="list-style-type: none"> ○ Watch the video about the days in a month. <p>1. Write down how many days there are in each month (e.g. January = 31 days) and cover the answers.</p> <p>2. Spin the wheel and guess how many days there are in that month.</p> <p>3. Check if you are correct by looking at your covered answers. (IN)</p>  <p>Thursday</p> <p>1. Play the game about identifying the seasons.</p> <p>2. Complete the task on Google Classroom. (GC)</p>  <ul style="list-style-type: none"> ○ Some cultures have different seasons. Watch this video to learn about how Indigenous Australians recognise different seasons. (IN) <p>Friday</p> <p>1. Look at this calendar or a calendar at home, showing October.</p> <p>2. Answer the questions:</p> <ul style="list-style-type: none"> ○ How many days are in October? ○ What day is the 12th October? ○ How many Tuesdays are in October? ○ What day and date do we go back to school? ○ Why do we use a calendar? (SA) 	<p>Light energy</p> <p>1. Watch the video about sources of light.</p> <p>2. Complete the interactive light sources activity. (IN)</p> <p>3. Draw and label as many sources of light as you can think of.</p> <p>4. Take a photo of your work and share it on Google Classroom. (GC)</p> 	<p>1. Watch the video.</p> <p>2. Retell the story of ‘The Monkey and the App’ from the video.</p> <p>3. What are some other ways we can find out about the weather? (SA)</p> 
		<p>Creative Arts – Visual Arts</p> <ul style="list-style-type: none"> ○ Watch the video to learn about primary and secondary colours. <p>1. Find objects around your home of different colours.</p> <p>2. Make a <i>colour wheel</i> using these objects.</p> <p>3. Take a photo of your colour wheel and share it with your family. (SA)</p> 	<p>PDHPE</p> <p><i>Remember to do some exercise every day!</i></p> <ul style="list-style-type: none"> ○ Practise your mindfulness with this guided yoga lesson. (IN) 

If you require support, please contact the school’s email addressed as follows **Attention – CLASS NAME - TEACHER NAME** : parramattwp.school@det.nsw.edu.au