

INDEPENDENT	IN
SHARE WITH AN ADULT	SA
SHARE ON GOOGLE CLASSROOM	GC



PWPS Learning from Home Plan – Year 2

While at home, here are a range of activities to complete. We understand that every home is different, so please complete what you can. There is no expectation that every activity is complete. All activities require parent supervision appropriate to the activity.

TERM 4, WEEK 2 – Monday 11 October – Tuesday 12 October, 2021

English	Mathematics	Science & Technology	HSIE – Geography												
<p>Each day read for 10 minutes. (IN)</p> <ul style="list-style-type: none"> ○ After reading, talk about your <i> favourite part</i> of the story or a <i> new fact</i> you learnt. You can also pick a question from this choice board (p. 2). (SA) <p>Monday</p> <ul style="list-style-type: none"> ○ Read and write words and sentences with the prefix un- and the suffix -ful. Use the slides and Jamboard on Google Classroom. (GC) ○ Watch the videos to help you say and read the prefix un- and the suffix -ful. ○ Words you could practise: <table border="1" style="width: 100%; border-collapse: collapse; margin: 5px 0;"> <thead> <tr> <th style="background-color: black; color: white; text-align: center;">un- (prefix)</th> <th style="background-color: black; color: white; text-align: center;">-ful (suffix)</th> </tr> </thead> <tbody> <tr> <td style="text-align: center;">unwell</td> <td style="text-align: center;">useful</td> </tr> <tr> <td style="text-align: center;">unsafe</td> <td style="text-align: center;">joyful</td> </tr> <tr> <td style="text-align: center;">unclean</td> <td style="text-align: center;">handful</td> </tr> <tr> <td style="text-align: center;">unlock</td> <td style="text-align: center;">careful</td> </tr> <tr> <td style="text-align: center;">unhappy</td> <td style="text-align: center;">cheerful</td> </tr> </tbody> </table> <p>Tuesday</p> <ul style="list-style-type: none"> 1. Watch the video about adding endings to <i> base words</i>. 2. Look at your phonics list above. Write 5 words that have the prefix un- and the suffix -ful. 3. <u>Underline the base words</u> in these words (e.g. <u>unlock</u>, <u>unhappy</u>, <u>careful</u>, <u>joyful</u>). 4. Write down the meaning of the words. How does the suffix -ful change the meaning of the base word? (IN) <p>Any day</p> <ul style="list-style-type: none"> ○ Log-on to Reading Eggs and complete the set task. (IN) 	un- (prefix)	-ful (suffix)	unwell	useful	unsafe	joyful	unclean	handful	unlock	careful	unhappy	cheerful	<p>Each day play Place Value Basketball. (IN)</p> <ul style="list-style-type: none"> ○ Select numbers up to 999 for a challenge! <p>Monday</p> <ul style="list-style-type: none"> ○ Watch the video to learn about number busting. 1. How many ways can you ‘<i>number bust</i>’ 26? (e.g. 26 is 2 tens and 6 ones) 2. Record (write) your answers on paper. 3. You might like to use items such as Lego, popsticks or pasta to help you. (IN) <div style="text-align: center; margin: 10px 0;"> </div> <p>Tuesday</p> <ul style="list-style-type: none"> ○ Watch this video about number busting. 1. Use cards to create a <i>2-digit or 3-digit number</i>. (e.g. If the cards are 3 and 8, you can make 38.) 2. Can you do some number busting of your own with this number? 3. How many different ways can you make that number? (e.g. 38 is ... 3 tens and 8 ones; 2 tens and 18 ones) 4. You might like to use items such as Lego, popsticks or pasta to help you. (SA) <p>Any day</p> <ul style="list-style-type: none"> ○ Log-on to Maths Seeds and complete the set task. (IN) 	<p>Types of energy</p> <ol style="list-style-type: none"> 1. Watch the video about the types of energy. 2. Draw and write about 1 type of energy that you learnt about in the video. (SA) <div style="text-align: center; margin: 10px 0;"> </div>	<ol style="list-style-type: none"> 1. Choose a place to visit and go on the Bureau of Meteorology or MeteoEarth websites to check the weather in this location (place). 2. Draw what you would pack in your suitcase. 3. Explain why you have chosen these items and how they are suitable for the weather in this place. (GC) <div style="text-align: right; margin: 10px 0;"> </div>
un- (prefix)	-ful (suffix)														
unwell	useful														
unsafe	joyful														
unclean	handful														
unlock	careful														
unhappy	cheerful														
		Creative Arts – Music	PDHPE												
		<ul style="list-style-type: none"> ○ Listen to the piece of music – ‘Dance of the Sugar Plum Fairy’. 1. Close your eyes and listen to the music. What do you imagine? 2. Draw a picture of what you imagine. 3. Describe and write about how you feel. <div style="text-align: right; margin: 10px 0;"> </div> <ul style="list-style-type: none"> ○ Did you like the music? ○ Did your feelings change when the music was louder or softer? (SA) 	<p>Sometimes foods and every day foods</p> <ol style="list-style-type: none"> 1. Watch the video. 2. Sort different foods into 2 groups - foods that we should <i> have every day </i> and the foods that we should <i> only have sometimes </i>, by <u> either </u>: <ul style="list-style-type: none"> ○ Using the slides on Google Classroom. ○ Drawing a picture. (IN) <div style="text-align: right; margin: 10px 0;"> </div>												

If you require support, please contact the school’s email addressed as follows **Attention – CLASS NAME - TEACHER NAME** : parramattwp.school@det.nsw.edu.au











INDEPENDENT	IN
SHARE WITH AN ADULT	SA
SHARE ON GOOGLE CLASSROOM	GC



PWPS Learning from Home Plan – Year 2

While at home, here are a range of activities to complete. We understand that every home is different, so please complete what you can. There is no expectation that every activity is complete. All activities require parent supervision appropriate to the activity.

TERM 4, WEEK 2 – Wednesday 13 October – Friday 15 October, 2021

English	Mathematics	Science & Technology	HSIE – Geography
<p>Each day read for 10 minutes. (IN)</p> <p>Wednesday</p> <p>○ An <i>opinion</i> is a thought or feeling about a situation or idea.</p>  <ol style="list-style-type: none"> Watch the video about expressing an opinion with reasons. Choose your favourite toy or game. Write down reasons as to why it is important to you. (e.g. The best thing about ... because ...) You can use these opinion sentence starters. (e.g. I feel ...; In my opinion ...) Ask your family about their opinions. What is their favourite game? (SA) <p>Thursday</p> <p>○ Watch ‘The Hueys in It Wasn’t Me’ by Oliver Jeffers.</p>  <ol style="list-style-type: none"> Make a prediction about what the Huey’s next argument will be about. Draw your own illustration (picture) using the speech / thinking bubbles that Oliver Jeffers uses in his books. (SA) <p>Friday</p> <p>○ Watch ‘The Hueys in The New Jumper’ by Oliver Jeffers.</p>  <ol style="list-style-type: none"> Use the Jamboard on Google Classroom to answer questions about this book. Design a new jumper for your Huey on the Jamboard. (GC) 	<p>Each day play Place Value Basketball. (IN)</p> <p>○ Select numbers up to 999 for a challenge!</p> <p>Wednesday</p> <ol style="list-style-type: none"> Listen to the ‘Time facts song’. Make a poster with the answers to these questions: <ul style="list-style-type: none"> ○ How many months are there in a year? ○ How many days are in a month? ○ How many hours are in a day? (SA)  <p>Thursday</p> <ol style="list-style-type: none"> Look at this 2021 calendar. Record (write down) how many days there are in each month in 2021. (e.g. June = 30 days) Answer the questions on the Google Doc on Google Classroom. (GC)  <p>Friday</p> <p>○ Play this calendar game to practise scheduling events and answering word problems.</p> <p>○ If you can’t go online, look at a calendar for October 2021.</p>  <p>Answer these questions:</p> <ol style="list-style-type: none"> What is the day before the 31st? What is the date of the 1st Monday of the month? What is the date, 4 weeks after the 1st October? What is the date of the 4th Tuesday in October? (IN) 	<p>Light energy</p> <ol style="list-style-type: none"> Watch the video about sources of light. Complete the interactive light sources activity. (IN) Draw and label as many sources of light as you can think of. Take a photo of your work and share it on Google Classroom. (GC) 	<ol style="list-style-type: none"> Watch the video. Retell the story of ‘<i>The Monkey and the App</i>’ from the video. What are some other ways we can find out about the weather? (SA) 
		Creative Arts – Visual Arts	PDHPE
		<p>○ Watch the video to learn about primary and secondary colours.</p> <ol style="list-style-type: none"> Find objects around your home of different colours. Make a <i>colour wheel</i> using these objects. Take a photo of your colour wheel and share it with your family. (SA) 	<p><i>Remember to do some exercise every day!</i></p> <p>○ Practise your mindfulness with this guided yoga lesson. (IN)</p> 

If you require support, please contact the school’s email addressed as follows **Attention – CLASS NAME - TEACHER NAME** : parramattwp.school@det.nsw.edu.au