





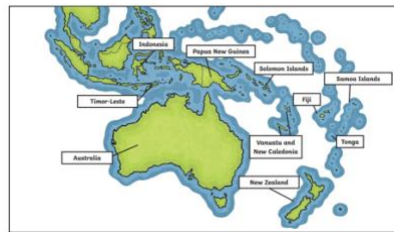

INDEPENDENT	IN
SHARE WITH AN ADULT	SA
SHARE ON GOOGLE CLASSROOM	GC



PWPS Learning from Home Plan – Year 3

While at home, here are some activities to complete. Some activities require a device, and these are optional to complete. We understand that every home is different, so please complete what you can. There is no expectation that every activity is complete.

TERM 4, WEEK 2 (MONDAY/TUESDAY)

English	Mathematics	Science & Technology	HSIE - Geography
<p>Each day read a book for 20 minutes. (IN)</p> <p>Monday</p> <ul style="list-style-type: none"> Write a spelling list with 15 words: 5 x words with 'ch' at the beginning (chease) 5 x words with 'ch' in the middle (munching) 5 x words with 'ch' at the end of the word (couch) <p>Ask an adult to check that you have written them correctly. (SA)</p> <ul style="list-style-type: none"> Choose a book that you have read, draw 3 columns and write 3 sub-headings Beginning, Middle and End. Write one sentence in each column to summarise (tell in few words) the story. (SA) <p>Tuesday</p> <ul style="list-style-type: none"> Watch this video of the Nutbush dance. Write out each step of the dance. Be very specific (explain in detail). (IN) Watch this video about adverbs Copy these 5 sentences in your book. Underline the verbs then add an adverb. Act out the sentences and show an adult. (SA) <p>e.g. The cat greedily licked the milk.</p> <div style="border: 1px solid black; padding: 5px;"> <ol style="list-style-type: none"> They rode on the horses towards the castle. She opened the lid on the shaken bottle of soft drink. He chopped the carrot for dinner. The fox looked at the chickens. The children ran into the playground. </div>	<p>Monday</p> <ul style="list-style-type: none"> Complete the Daily 10 Mental Maths Challenge or write 10 questions yourself and answer. (IN) Complete the Google Classroom quiz to test your memory of some term 3 topics. (GC) <p>Tuesday</p> <ul style="list-style-type: none"> 1. Eli saved \$14 in April and \$18 in May. How much more does he need to buy a basketball worth \$40? 2. A 'Ferrari Racer' costs \$469. Bill has \$127, Tina has \$316, and Jemma has \$89. How much more does each person need to save to be able to buy the car? (SA) Complete the assigned Manga High activity (IN) 	<p>Watch: Digital Systems and discuss what makes a digital system with an adult.</p> <p>Watch: How Computers Work: Data and Binary.</p> <p>Tell an adult the different ways, digital systems, can transmit data. What are the different ways that digital systems inside your home can transmit data? (SA)</p> <div style="display: flex; justify-content: space-around;">   </div> <div style="display: flex; justify-content: space-around;">   </div>	<p>This map shows some countries which are Australia's neighbours.</p>  <p>Write the names of the countries in alphabetical order. Use capital letters to begin every word in the names as they are <u>proper nouns</u>. Say them to an adult. (SA)</p>
		<p style="text-align: center;">Creative Arts - Music</p> <p>Listen to the song Hot Cross Buns. Listen to the words of the song and draw a zigzag line to show the changes in high, medium and low sounds though-out the song. (GC)</p> <div style="text-align: center;">  </div>	<p style="text-align: center;">PDHPE</p> <p>In your workbooks answer:</p> <p>What are 3 health benefits of daily exercise?</p> <p>THEN</p> <p>Watch this Did you predict the answers? Write 1 new thing you learnt. (IN)</p>

If you require support, please contact the school's email addressed as follows **Attention – CLASS NAME - TEACHER NAME:** parramattwp.school@det.nsw.edu.au






INDEPENDENT	IN
SHARE WITH AN ADULT	SA
SHARE ON GOOGLE CLASSROOM	GC



PWPS Learning from Home Plan – Year 3

While at home, here are some activities to complete. Some activities require a device, and these are optional to complete. We understand that every home is different, so please complete what you can. There is no expectation that every activity is complete.

TERM 4, WEEK 2 (WEDNESDAY/THURSDAY/FRIDAY)

English	Mathematics	Science & Technology	HSIE - Geography																																																						
<p>Each day read a book for 20 minutes. (IN)</p> <p>Wednesday</p> <ul style="list-style-type: none"> Watch What does an echidna eat? and answer the questions. (GC) Write and order your spelling words from least to most letters (IN) <p>Thursday</p> <ul style="list-style-type: none"> Add photos or drawings to your Nutbush procedure to make it easier for the reader to follow along. (IN) Do a spelling test using the list of ch words you wrote on Monday. Ask someone in your house to read the words out for you. (SA) <p>Friday</p> <ul style="list-style-type: none"> Write a sentence to explain what non-fiction means. Watch BTN then write 3 facts you learnt. Use correct sentence structure (SA) Draw 5 emojis and write a verb and adverb next to each. Write a sentence for each emoji using the verb and adverb. E.g., He ran to school happily. (IN) 	<p>Each day complete the Daily 10 Mental Maths Challenge</p> <p>Wednesday</p> <ul style="list-style-type: none"> Watch the measuring volume by counting unit cubes. Create an artwork that occupies the space of 58 cubic centimetres cm³. You may like to do this on grid paper or draw your own squares. (IN) <p>Thursday</p> <ul style="list-style-type: none"> If there are 30 people in your class, how many fingers, arms and left toes are there? If each person had 7 books, how many books are there? (SA) Use cards to make 2-, 3-, 4-, 5-digit numbers (eg 747 and 8734). Use these numbers to create a number sentence. E.g. ? + 747 = 8734 or 8734 - ? = 747 are the algorithms I must solve. Choose 1- and 5-digit numbers depending on your confidence. Repeat this 5 times in your book (use - and +) (SA)  <p>Friday</p> <ul style="list-style-type: none"> Complete the assigned Manga High activity (IN) Pick 6 objects in your house and write a comparative sentence to describe the amount of space it occupies using keywords (lighter, heavier, less space, more space). E.g., 'This stone is heavier than the ball, but it takes up less space'. (IN) 	<p>Using the Morse Code provided on your Google doc, write your name in Morse Code. Then write a short message using the code. (GC)</p> <p>EXTENSION - Play the Morse Code Creator. It uses symbols, sound and light to display different ways to represent the data in Morse Code.</p> <table style="font-family: monospace; border-collapse: collapse;"> <tr> <td>A a</td><td>·-·</td> <td>J j</td><td>·-·-·</td> <td>S s</td><td>···</td> </tr> <tr> <td>B b</td><td>-···</td> <td>K k</td><td>·-·-·</td> <td>T t</td><td>·-·</td> </tr> <tr> <td>C c</td><td>-·-·</td> <td>L l</td><td>·-·-·</td> <td>U u</td><td>··-·</td> </tr> <tr> <td>D d</td><td>··-·</td> <td>M m</td><td>-·-·</td> <td>V v</td><td>··-·-·</td> </tr> <tr> <td>E e</td><td>···</td> <td>N n</td><td>·-·</td> <td>W w</td><td>·-·-·</td> </tr> <tr> <td>F f</td><td>··-·-·</td> <td>O o</td><td>-·-·-·</td> <td>X x</td><td>··-·-·</td> </tr> <tr> <td>G g</td><td>-·-·</td> <td>P p</td><td>··-·-·</td> <td>Y y</td><td>··-·-·-·</td> </tr> <tr> <td>H h</td><td>··-·-·</td> <td>Q q</td><td>-·-·-·</td> <td>Z z</td><td>-·-·-·</td> </tr> <tr> <td>I i</td><td>··</td> <td>R r</td><td>·-·-·</td> <td></td><td></td> </tr> </table>	A a	·-·	J j	·-·-·	S s	···	B b	-···	K k	·-·-·	T t	·-·	C c	-·-·	L l	·-·-·	U u	··-·	D d	··-·	M m	-·-·	V v	··-·-·	E e	···	N n	·-·	W w	·-·-·	F f	··-·-·	O o	-·-·-·	X x	··-·-·	G g	-·-·	P p	··-·-·	Y y	··-·-·-·	H h	··-·-·	Q q	-·-·-·	Z z	-·-·-·	I i	··	R r	·-·-·			<p>Name the direction in which Australia's neighbours are from us by using one of the eight compass points – (N, S, E, W, NE, NW, SE, SW) For example, New Zealand is east (E) of Australia. Complete this task in Google Classroom. (GC)</p> 
A a	·-·	J j	·-·-·	S s	···																																																				
B b	-···	K k	·-·-·	T t	·-·																																																				
C c	-·-·	L l	·-·-·	U u	··-·																																																				
D d	··-·	M m	-·-·	V v	··-·-·																																																				
E e	···	N n	·-·	W w	·-·-·																																																				
F f	··-·-·	O o	-·-·-·	X x	··-·-·																																																				
G g	-·-·	P p	··-·-·	Y y	··-·-·-·																																																				
H h	··-·-·	Q q	-·-·-·	Z z	-·-·-·																																																				
I i	··	R r	·-·-·																																																						
		Creative Arts – Visual Arts	PDHPE																																																						
		<p>Trace around your hands and create an artwork using them as inspiration. (IN)</p> 	<p>Use these top tips to think of ways, you can be active. Find a safe space either inside or outside, do 10 push ups, 10-star jumps, 10 burpees and 10 sit ups. (IN)</p> 																																																						

If you require support, please contact the school's email addressed as follows **Attention – CLASS NAME - TEACHER NAME:** parramattwp.school@det.nsw.edu.au