




INDEPENDENT	IN
SHARE WITH AN ADULT	SA
SHARE ON GOOGLE CLASSROOM	GC



## PWPS Learning from Home Plan – Year 3

While at home, here are some activities to complete. Some activities require a device, and these are optional to complete. We understand that every home is different, so please complete what you can. There is no expectation that every activity is complete.

### TERM 4, WEEK 3 (MONDAY/TUESDAY)

English	Mathematics	Science & Technology	HSIE - Geography
<p><b>Each day</b> read a book for 20 minutes. <b>(IN)</b></p> <p><b>Monday</b></p> <ul style="list-style-type: none"> <li>Write a spelling list with 15 words:               <ul style="list-style-type: none"> <li>10 x words ending with the <a href="#">suffix -ful</a> (e.g., <a href="#">thankful</a>, <a href="#">helpful</a>)</li> <li>5x difficult words from a book you are reading</li> </ul> </li> <li>Get an adult to check that you have written them correctly. <b>(SA)</b></li> <li><a href="#">Watch this.</a> Write 5 interesting facts and draw a picture that helps to explain your thinking <b>(IN)</b></li> </ul>  <p><b>Tuesday</b></p> <ul style="list-style-type: none"> <li>Choose your own topic and write a <b>procedure</b>. Include a title, equipment list and steps. <b>(GC)</b></li> <li>Using the list of spelling words from Monday, write them in alphabetical order (A to Z). <b>(IN)</b></li> </ul>	<p><b>Monday</b></p> <ul style="list-style-type: none"> <li>Complete the <a href="#">Daily 10 Mental Maths Challenge</a> or write 10 questions of your own and answer. <b>(IN)</b></li> <li>Create two 2-, 3- or 4-digit numbers using dice and add them, try to make it <a href="#">friendly</a> so that you practise solving these problems in your head (mentally). Show your thinking for 5 number sentences and then see if you can do it in your head for three more algorithms. <b>(SA)</b></li> </ul> <p><b>Tuesday</b></p> <ul style="list-style-type: none"> <li>Tim has to spend every dollar he has on a spending spree. There cannot be any money left over.           <ul style="list-style-type: none"> <li>books are \$15</li> <li>hats are \$8</li> <li>comics are \$3</li> </ul>           What should Tim buy to spend exactly \$50? <b>(SA)</b> </li> <li>Complete the assigned <a href="#">Manga High</a> activity <b>(IN)</b></li> </ul>	<p>Watch <a href="#">this video.</a></p> <p>Choose 1 from the following: <a href="#">Home Security System</a>, <a href="#">Internet Network</a>, <a href="#">ZOOM</a>, <a href="#">Skype</a> or <a href="#">WhatsApp</a>.</p> <p>Explore the features the digital system uses and how the digital system meets your needs. <b>(SA)</b></p> <p><u>For Example:</u></p> <p style="text-align: center;"><b>ZOOM</b></p> <p>It uses:</p> <ul style="list-style-type: none"> <li>video cameras, to transmit a picture to others.</li> <li>speakers to transmit sound.</li> <li>Messenger to transmit written messages.</li> </ul>	<p>Watch <a href="#">Natural or Human Features</a>. Write 5 <a href="#">natural features</a> you see in Sydney and 5 <a href="#">human features</a> you see in Sydney. <b>(SA)</b></p> <p>e.g <a href="#">Parramatta River</a> is a <a href="#">natural feature</a>, <a href="#">Westfields</a> is a <a href="#">human feature</a></p> <p>Remember that <b>constructed environment</b> can also be called <b>human features</b> or <b>man-made features</b>. They all mean the same thing, that people have made them.</p>
		Creative Arts - Drama	PDHPE
		<p>Remake your favourite Aaron Blabey book as a finger puppet show. You will need to make the puppets using paper for each character. Upload to GC to share with your teacher. <b>(GC)</b></p> 	<p><a href="#">Follow this</a> video to inspire you and get active. Try to spell out your name and show a family member. <b>(SA)</b></p> 

If you require support, please contact the school's email addressed as follows **Attention – CLASS NAME - TEACHER NAME:** [parramattwp.school@det.nsw.edu.au](mailto:parramattwp.school@det.nsw.edu.au)



INDEPENDENT	IN
SHARE WITH AN ADULT	SA
SHARE ON GOOGLE CLASSROOM	GC



## PWPS Learning from Home Plan – Year 3

While at home, here are some activities to complete. Some activities require a device, and these are optional to complete. We understand that every home is different, so please complete what you can. There is no expectation that every activity is complete.

### TERM 4, WEEK 3 (WEDNESDAY/THURSDAY/FRIDAY)

English	Mathematics	Science & Technology	HSIE - Geography
<p><b>Each day</b> read a book for 20 minutes. <b>(IN)</b></p> <p><b>Wednesday</b></p> <ul style="list-style-type: none"> <li>Watch <a href="#">Redback Spider</a>. Draw a detailed picture of a redback spider surrounded by 8 key words <b>(SA)</b></li> <li>Watch this video about <a href="#">prepositions</a>. Fold the page in your book in half. Sort these words into <b>prepositions</b> or <b>pronouns</b>. <b>(IN)</b></li> </ul> <p><i>above me before yours behind you down us them I her from in we between their inside below he</i></p> <p><b>Thursday</b></p> <ul style="list-style-type: none"> <li>Have someone follow the procedure you wrote on Tuesday. Watch whether they can follow your steps. Make changes where needed. <b>(SA)</b></li> <li>Change these words by adding the suffix 'ful' to the end of them. <b>(IN)</b></li> </ul> <p><i>cheer, thank, beauty, hope, peace, grace, wonder, great</i></p> <p><b>Friday</b></p> <ul style="list-style-type: none"> <li><a href="#">Watch this</a> then make a mind map of as many features of a non-fiction text that you can remember. <b>(SA)</b></li> <li>In your book, write the two words that make up each of these <b>contractions</b>. These <b>contractions</b> are made up of a <b>pronoun</b> and a <b>verb</b>. e.g. I'm = <b>I am</b> <i>she'll, I'll, they'll, we'll, I've, I'd, we'd, he'd, he's, she's you'll, they've, you've</i></li> </ul>	<p><b>Wednesday</b></p> <ul style="list-style-type: none"> <li>Watch the video on <a href="#">hefting</a>. Select 8 household objects, first estimate which object would be the heaviest and then use your hands to heft the items. <b>(SA)</b></li> <li>Complete the Google classroom task <b>(GC)</b>.</li> </ul> <p><b>Thursday</b></p> <ul style="list-style-type: none"> <li>Jimmy buys a bike for \$71, sells it for \$82, buys it back for \$93, then sells it again for \$104. How much money did Jimmy make? Write down how you figured out the answer so that you can convince someone that you are correct. <b>(SA)</b></li> <li><b>Odd and even</b> was played by children in ancient times. You need your hands and a partner. Each player chooses either 'odds' or 'evens'. After a count of three each player holds up 1 or more fingers. Add the total to see if the number is odd or even and who gets the point for that round. Repeat at least 10 times <b>(SA)</b></li> </ul> <p><b>Friday</b></p> <ul style="list-style-type: none"> <li>Complete the assigned <a href="#">Manga High</a> activity <b>(IN)</b></li> <li>Miss Thai has 8 household items. Help Miss Thai put these items in <b>descending order</b> (highest to the lowest) <i>Chair 5kg, Television 3500g, bookshelf 56kg, laptop 3.5kg, lolly jar 1000g, printer 11kg, telephone 500g, weighted blanket 13.6kg</i> <b>(IN)</b></li> </ul>	<p>Find out where all your digital systems are kept and how they may be connected. <i>E.g., Computer, internet, WiFi, cables, input/output through walls.</i></p> <p>Choose <b>one</b> of the following activities below: Draw where your digital system is in your house, using a ruler and pencil. Use colours to code all digital systems and features in your house <b>OR</b> draw it digitally. Post it on Google Classroom. <b>(GC)</b></p>	<p>Watch <a href="#">this video to learn about one of Australia's neighbours</a>. Choose one of Australia's neighbours from the list you made last week. Find its capital city. Use the internet to find <b>5 facts about the natural features</b> and <b>5 facts about the human features</b> of the capital city you have chosen. List these in your book. <b>(IN)</b></p>
		Creative Arts - Art	PDHPE
		<p>Choose 2-3 items from around your house. Put them on a table and sketch (draw) your own <b>still life</b>. Watch this <a href="#">video</a> to learn what a <b>still life</b> is. <b>(IN)</b></p> <div style="text-align: center;">  </div>	<p>Watch <a href="#">Five Fabulous Food Groups</a> and then complete the activity in Google classroom to write 3-5 facts you learned about food <b>(GC)</b></p> <div style="text-align: center;">  </div>

If you require support, please contact the school's email addressed as follows **Attention – CLASS NAME - TEACHER NAME:** [parramattwp.school@det.nsw.edu.au](mailto:parramattwp.school@det.nsw.edu.au)