


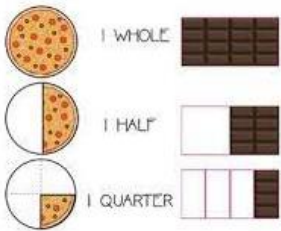


INDEPENDENT	IN
SHARE WITH AN ADULT	SA
SHARE ON GOOGLE CLASSROOM	GC



## PWPS Learning from Home Plan – Year 4

While at home, here are some activities to complete. Some activities require a device, and these are optional to complete. We understand that every home is different, so please complete what you can. There is no expectation that every activity is complete.

### TERM 4, WEEK 3 (MONDAY/TUESDAY)

English	Mathematics	Science & Technology	HSIE - Geography
<p><b>Each day</b> read a book for 20 minutes. <b>(IN)</b></p> <p><b>Monday</b></p> <ul style="list-style-type: none"> <li>Write a spelling list with 15 words:               <ul style="list-style-type: none"> <li>10 x words ending with the <u>'-ful' suffix</u> (e.g., thankful, helpful)</li> <li>5 x challenge words from a book you are reading</li> </ul> </li> <li>Get an adult to check that you have written them correctly. <b>(SA)</b></li> <li><u>Watch this.</u> <ul style="list-style-type: none"> <li>Write 5 interesting facts and draw a picture that helps to explain your thinking <b>(IN)</b></li> </ul> </li> </ul>  <p><b>Tuesday</b></p> <ul style="list-style-type: none"> <li>Choose your own topic and write a <u>procedure</u> <b>(GC)</b>. Include the following:               <ol style="list-style-type: none"> <li>Title</li> <li>Equipment or ingredient list</li> <li>Step by step instructions (method or 'how to make').</li> </ol> </li> <li>Write your list of spelling words from Monday in alphabetical order (A to Z). <b>(IN)</b></li> </ul>	<p><b>Each day</b> complete the <a href="#">Daily 10 Mental Maths Challenge</a> or write 10 questions of your own and answer. <b>(IN)</b></p> <p><b>Monday</b></p> <ul style="list-style-type: none"> <li>Watch this <a href="#">video</a>. Name 5 different times you have seen or used fractions in everyday life. <b>(IN)</b></li> <li>Find 10 pencils. Divide them into 5 equal groups. Could I divide them into 4 equal groups? <b>(IN)</b></li> </ul> <p><b>Tuesday</b></p> <ul style="list-style-type: none"> <li>Say the following fractions out loud and draw them as a picture. <math>\frac{1}{2}</math>, <math>\frac{1}{4}</math>, <math>\frac{1}{3}</math>, <math>\frac{1}{6}</math>, <math>\frac{1}{10}</math> <b>(IN)</b></li> </ul>  <ul style="list-style-type: none"> <li>Compare the fractions you have created. Write about what you noticed. <b>(SA)</b> E.g. Every time I drew a new fraction the pieces got smaller.</li> </ul>	<p>Watch <a href="#">this video</a>.</p> <p>Choose 1 from the following: <b>Home Security System, Internet Network, ZOOM, Skype or WhatsApp.</b></p> <p>Explore the features the digital system uses and how the digital system meets your needs. <b>(SA)</b></p> <p><i>For Example:</i></p> <p style="text-align: center;"><b>ZOOM</b></p> <p><i>It uses:</i></p> <ul style="list-style-type: none"> <li>video cameras, to transmit a picture to others.</li> <li>speakers to transmit sound.</li> <li>Messenger to transmit written messages.</li> </ul>	<p>Watch <a href="#">Natural or Human Features</a>. List 5 <b>natural features</b> and 5 <b>human features</b> you see in Sydney. <b>(SA)</b></p> <p>e.g. <b>Parramatta River</b> is a <b>natural feature</b>, <b>Westfields</b> is a <b>human feature</b></p> <p>Remember that <b>constructed environments</b> can also be called <b>human features</b> or <b>man-made features</b>. They all mean the same thing, that people have made them.</p>
		Creative Arts - Drama	PDHPE
		<p>Remake your favourite Aaron Blabey book as a finger puppet show. You will need to make the puppets using paper for each character. Upload to GC to share with your teacher. <b>(GC)</b></p> 	<p><a href="#">Follow this</a> video to inspire you and get active. Try to spell out your name and show a family member. <b>(SA)</b></p> 

If you require support, please contact the school's email addressed as follows **Attention – CLASS NAME - TEACHER NAME:** [parramattwp.school@det.nsw.edu.au](mailto:parramattwp.school@det.nsw.edu.au)



INDEPENDENT	IN
SHARE WITH AN ADULT	SA
SHARE ON GOOGLE CLASSROOM	GC



## PWPS Learning from Home Plan – Year 4

While at home, here are some activities to complete. Some activities require a device, and these are optional to complete. We understand that every home is different, so please complete what you can. There is no expectation that every activity is complete.

### TERM 4, WEEK 3 (WEDNESDAY/THURSDAY/FRIDAY)

English	Mathematics	Science & Technology	HSIE - Geography
<p><b>Each day</b> read a book for 20 minutes. <b>(IN)</b></p> <p><b>Wednesday</b></p> <ul style="list-style-type: none"> <li>○ Watch <a href="#">Redback Spider</a>. Draw a detailed picture of a redback spider surrounded by 8 key words <b>(SA)</b></li> <li>○ Watch this video about <a href="#">prepositions</a>. Fold the page in your book in half. Sort the words below into <u>prepositions</u> or <u>pronouns</u>. <b>(IN)</b> <i>above me before yours behind you down us them I her from in we between their inside below he</i></li> </ul> <p><b>Thursday</b></p> <ul style="list-style-type: none"> <li>○ Have someone follow the procedure you wrote on Tuesday. Watch whether they can follow your steps. Make changes where needed. <b>(SA)</b></li> <li>○ Change these words by adding the suffix 'ful' to the end of them. <b>(IN)</b> <i>cheer, thank, beauty, hope, peace, grace, wonder, great</i></li> </ul> <p><b>Friday</b></p> <ul style="list-style-type: none"> <li>○ <a href="#">Watch this</a> then make a mind map of as many features of a non-fiction text that you can remember. <b>(SA)</b></li> <li>○ In your book, write the 2 words that make up each of these <b>contractions</b>. These <b>contractions</b> are made up of a <b>pronoun</b> and a <b>verb</b>. e.g. I'm = <b>I am</b> <i>she'll, I'll, they'll, we'll, I've, I'd, we'd, he'd, he's, she's you'll, they've, you've</i></li> </ul>	<p><b>Each day</b> complete the <a href="#">Daily 10 Mental Maths Challenge</a> or write 10 questions of your own and answer. <b>(IN)</b></p> <p><b>Wednesday</b></p> <ul style="list-style-type: none"> <li>○ Watch this video about <a href="#">equivalent fractions</a>. Write down 3 things you learned. <b>(IN)</b></li> <li>○ Cut a piece of paper into 6 equal strips. Fold and colour each fraction on a new strip. Find the matching fractions. <math>\frac{1}{2}</math>, <math>\frac{1}{3}</math>, <math>\frac{3}{6}</math>, <math>\frac{2}{8}</math>, <math>\frac{1}{4}</math>, <math>\frac{2}{6}</math> <b>(IN)</b></li> </ul> <p><b>Thursday</b></p> <ul style="list-style-type: none"> <li>○ Write down 2 real-world examples of each of the <a href="#">3-D objects</a> mentioned in the video. E.g., sphere = ball <b>(IN)</b></li> <li>○ What is the most common type of prism found on supermarket shelves? <b>Why</b> do you think this is? <b>(SA)</b></li> </ul> <p><b>Friday</b></p> <ul style="list-style-type: none"> <li>○ Have a go at <a href="#">drawing 3D objects</a>. Write down the number of edges, corners and faces each object has. <b>(IN)</b></li> <li>○ Complete the 3D objects quiz on Google Classroom. <b>(GC)</b></li> </ul>	<p>Find out where all your digital systems are kept and how they may be connected. E.g., Computer, internet, WIFI, cables, input/output through walls.</p> <p><i>Choose 1 of the following activities below:</i> Draw where your digital system is in your house, using a ruler and pencil. Use colours to code all digital systems and features in your house <b>OR</b> draw it digitally. Post it on Google Classroom. <b>(GC)</b></p>	<p>Watch <a href="#">this video to learn about 1 of Australia's neighbours</a>. Choose one of Australia's neighbours from the list you made last week. Find its capital city. Use the internet to find <b>5 facts about the natural features</b> and <b>5 facts about the human features</b> of the capital city you have chosen. List these in your book. <b>(IN)</b></p>
		Creative Arts – Art	PDHPE
		<p>Choose 2-3 items from around your house. Put them on a table and sketch your own <u>still life</u>. Watch this <a href="#">video</a> to learn what a <u>still life</u> is. <b>(IN)</b></p> <div style="text-align: center;">  </div>	<p>Watch <a href="#">5 Fabulous Food Groups</a> and then complete the activity in Google classroom to write 3-5 facts you learned about food <b>(GC)</b></p> <div style="text-align: center;">  </div>

If you require support, please contact the school's email addressed as follows **Attention – CLASS NAME - TEACHER NAME:** [parramattwp.school@det.nsw.edu.au](mailto:parramattwp.school@det.nsw.edu.au)