

PWPS Learning from Home Plan – Year 1



While at home, here are some activities to complete. Some activities require a device and these are optional to complete.

WEEK 10 - WEDNESDAY, THURSDAY and FRIDAY

Daily morning routine → sign in to Google classroom and say hi to the teacher. Comment on your teacher's post - let them know how you are feeling today

English	Mathematics	History	Creative Arts	PD/H
<p>Daily</p> <p>Reading</p> <ul style="list-style-type: none"> <input type="checkbox"/> Read on your own for 10 minutes each day. This might be a fiction book or a non-fiction book. Tell someone at home about what you have read. <input type="checkbox"/> Draw four pictures in your book to retell the story of the book you read. <p>Wednesday</p> <p>Writing</p> <ul style="list-style-type: none"> <input type="checkbox"/> In your book, write a story retell with a focus on time connectives (first, then, next, finally etc.). <input type="checkbox"/> Look out the window or outside for a walk and observe an animal or insect. If you have access to digital technology you could youtube search your favourite animal instead. In your book, write a description of its appearance, habitat and diet. <p>Thursday</p> <p>Spelling/Phonics</p>	<p>Daily</p> <ul style="list-style-type: none"> <input type="checkbox"/> Counting & Exercising- -Jumping like a kangaroo while counting from 1 to 100. -Go onto YouTube and count and move to Jack Hartman videos- Counting to 120. https://www.youtube.com/watch?v=f6NfQM1LIGc <p>Wednesday</p> <p>Number and Algebra</p> <ul style="list-style-type: none"> <input type="checkbox"/> Numerals to 120 use a whiteboard marker to fill in the 120 chart. Then use chart to help count from 1 to 120 aloud to a family member. <input type="checkbox"/> Using the 120 chart filled in- <u>Play guess my number</u> with a family member. Cover one numeral on the number chart. Look at the number before and the number after to work out the hidden number. Say the number aloud and then check. Swap and choose another number to play again. <input type="checkbox"/> Ask a family member to rub out 20 different numerals on the 120 chart. Then fill in the missing numerals on the 120 chart by looking at before and after numbers for clues. <p>Thursday</p> <ul style="list-style-type: none"> <input type="checkbox"/> <u>Make dice</u>- Fold and make cubes/dice with a family member. 	<p>Wednesday</p> <p>History</p> <ul style="list-style-type: none"> <input type="checkbox"/> Interview an older family member and discuss, (then list in your book) the similarities and differences of their life in the past and your life in the present. <input type="checkbox"/> Examples: <ul style="list-style-type: none"> - technology - public transport - clothing - toys - schooling life 	<p>Thursday</p> <p>Music</p> <ul style="list-style-type: none"> <input type="checkbox"/> Choose some music. Play the music and use body percussion (e.g. clapping, clicking, stomping feet) to keep the beat. Go to GoNoodle for some videos that might help you with this. <p>Art</p> <p>(choose one activity from below)</p> <ul style="list-style-type: none"> <input type="checkbox"/> Animal colouring in (provided) <input type="checkbox"/> Create or draw the animal's habitat around your colouring in (where it lives). <input type="checkbox"/> Guided Drawing - How to draw animals playlist https://www.youtube.com/watch?v=vzWtXdRuK34&list=PLnoO3k54vcBTWDArEYxKGDBZXkVv7GM1F <p>Optional digital activities</p> <ul style="list-style-type: none"> <input type="checkbox"/> Storyline online: https://www.storylineonline.net/ <input type="checkbox"/> Reading eggs library: https://readingeggs.com.au/ 	<p>Daily</p> <p>Health</p> <ul style="list-style-type: none"> <input type="checkbox"/> Tell someone 5 ways that you can keep yourself healthy and active. Choose one of your ideas and create a poster. <p>Physical Education</p> <ul style="list-style-type: none"> <input type="checkbox"/> Use a ball (or a pair of socks rolled up) to practise throwing and catching. You could do this on your own or with someone at home. Count how many times you can catch the ball in a row, without dropping it!








<p><input type="checkbox"/> Look, say, cover, write, check spelling words. (spelling words worksheet)</p> <p><input type="checkbox"/> Sound detective, find the 'wh' and 'sh' sounds in any book at home. write the words which begin or end with these sounds. (use 'wh' and 'sh' sound detective worksheet)</p> <p><input type="checkbox"/> Write a sentence for 5 of your spelling words in your book. Remember to start with a capital letter and end with a full-stop.</p> <p style="text-align: center;"><u>Friday</u></p> <p>Speaking and Listening</p> <p><input type="checkbox"/> Tell a family member about your animal. Describe its appearance and habitat.</p>	<p>You will need scissors to cut around outside of the cube net and glue to join it together.</p> <p><input type="checkbox"/> Use the dice you just made to play the "Place Value" chart game. Roll your two dice and record by writing as a 2 digit numeral. Then draw how you would make this 2 digit number in bundles/ paddlepop sticks, draw how you would make this in tens and ones or other ways you can think of with your whiteboard marker.</p> <p style="text-align: center;"><u>Friday</u> Measurement and Geometry <u>Length: informal units</u></p> <p>Estimate and measure the length of 5 objects in your home using either your pencils/ crayons, A4 paper, shoes, hands (hand spans) or same sized objects as your units. -Record what you measured in your book-like shown below. You could measure- tables, living room wall, doors, fridge, family members. Write and record in your books.</p> <table border="1" data-bbox="524 919 943 1050"> <thead> <tr> <th>Object:</th> <th>Estimate/ Guess</th> <th>Measure:</th> </tr> </thead> <tbody> <tr> <td>Table</td> <td>20 hands</td> <td>35 hands</td> </tr> </tbody> </table>	Object:	Estimate/ Guess	Measure:	Table	20 hands	35 hands		<p><input type="checkbox"/> Unite for literacy: https://www.uniteforliteracy.com/</p> <p><input type="checkbox"/> YouTube: https://www.youtube.com/</p>	
Object:	Estimate/ Guess	Measure:								
Table	20 hands	35 hands								

If you require support, please contact the school's email addressed as follows
Attention – CLASS NAME - TEACHER NAME : parramattw-p.school@det.nsw.edu.au

Sequencing

Write a sentence and draw a picture sequencing the events of a story.

First	Next	Then	Last
<hr/> <hr/> <hr/>	<hr/> <hr/> <hr/>	<hr/> <hr/> <hr/>	<hr/> <hr/> <hr/>

						
--	---	--	---	---	---	--



Sound Detective – ‘wh’ and ‘sh’ words

wh	sh

Name _____

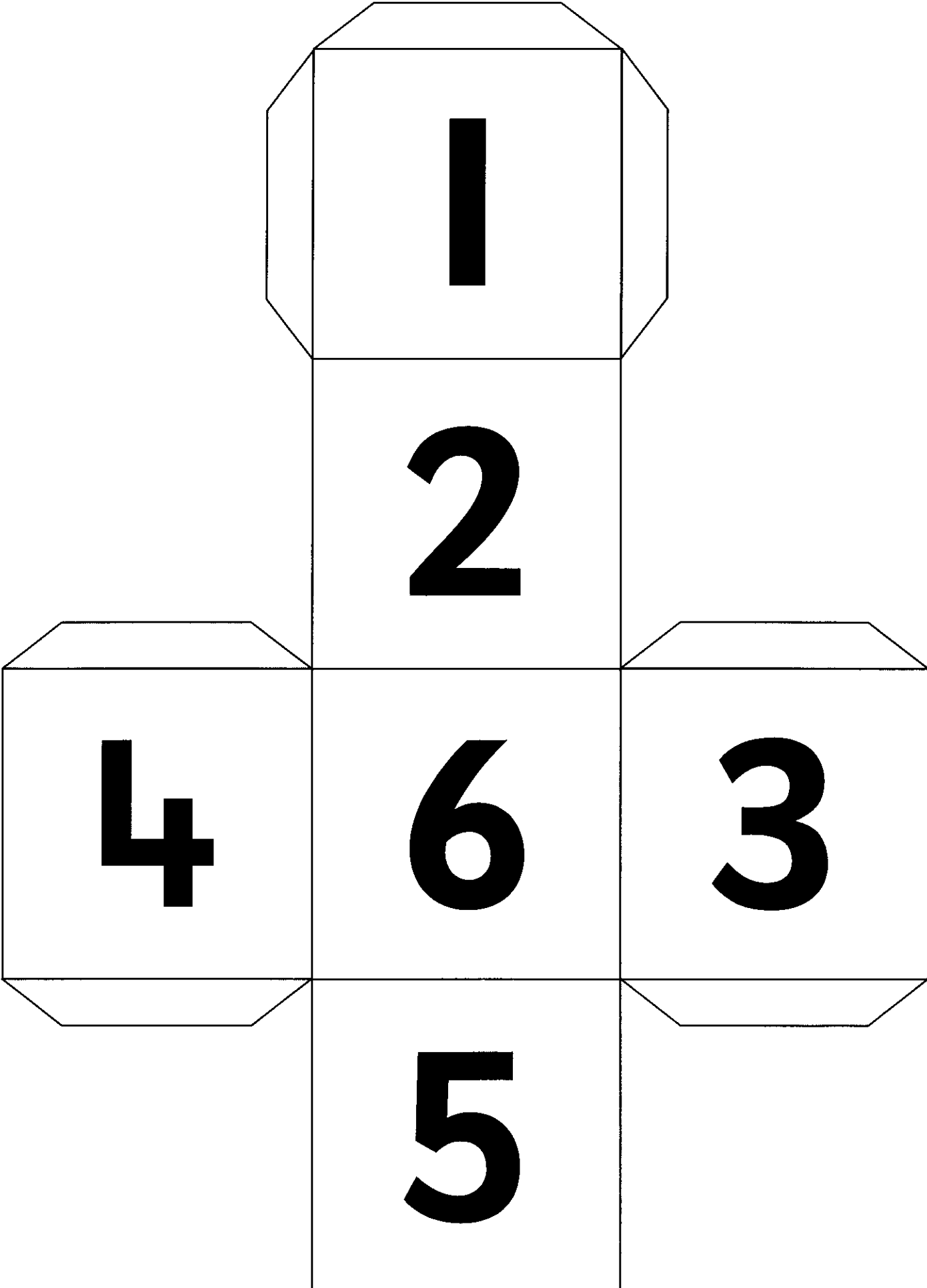
Date _____

Missing Numbers 1 - 120

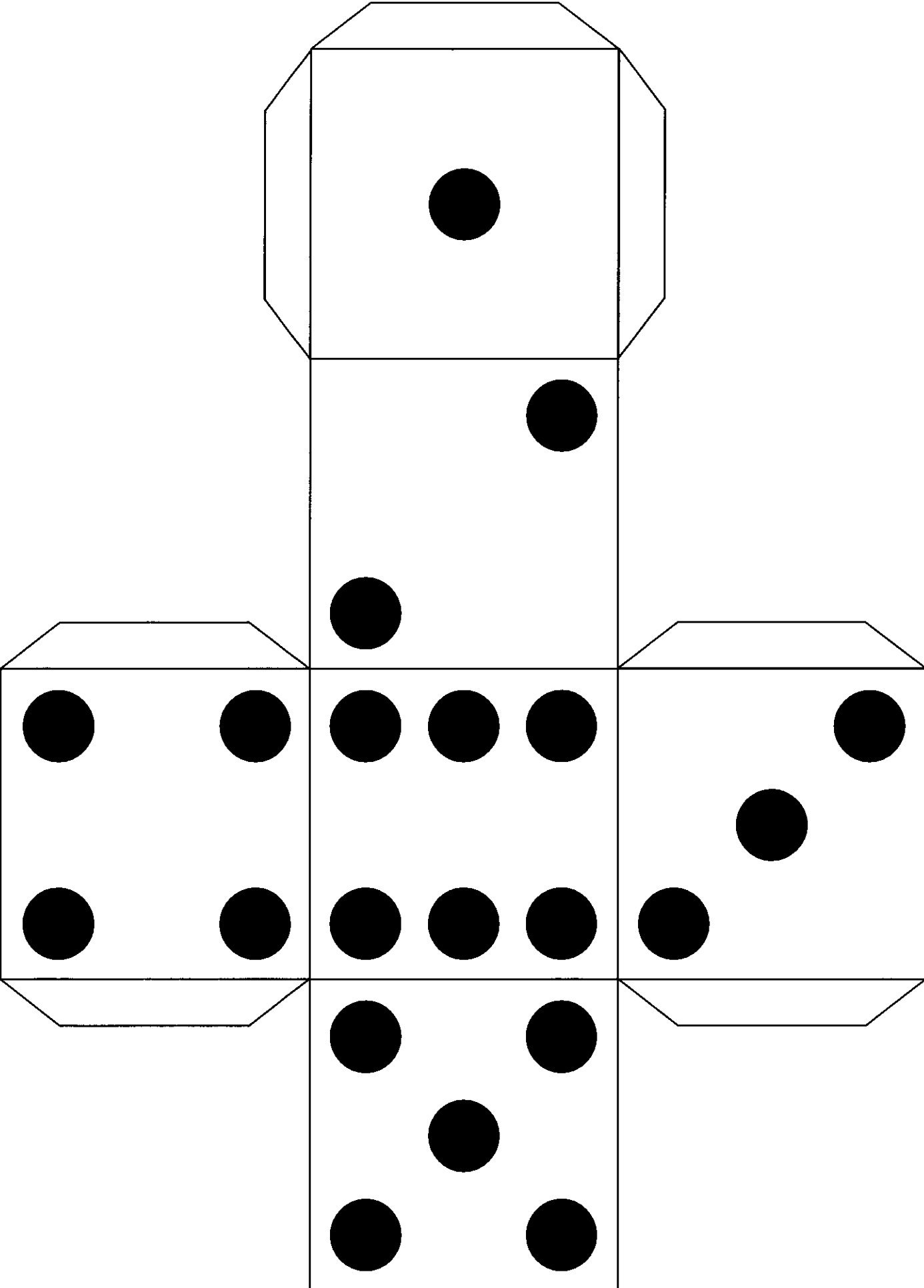
Fill in the missing numbers.



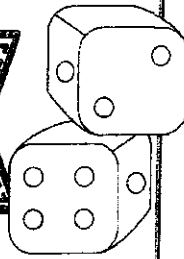
Numerals 1-6 Dice Net



Spotted 1-6 Dice Net



Place Value Roll



Roll the number.

--	--

Build the number.



Show the number.

▲▲▲▲▲▲▲▲▲▲	
Tens	Ones

Draw the number.

