




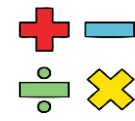







While at home, here are some activities to complete. Some activities require a device and these are optional to complete.

WEEK 10 - MONDAY & TUESDAY

Daily morning routine → Sign in to Google Classroom and say hi to the teacher.

- Comment on your teacher’s post - let them know how you are feeling today

English	Mathematics	Science & Technology								
<p style="text-align: center;">Daily</p> <p>Reading </p> <p><input type="checkbox"/> Read on your own for 10 minutes each day (e.g. picture book or chapter book). Tell someone at home about what you have read.</p> <p>Phonological Awareness</p> <p><input type="checkbox"/> Watch and repeat the story of Mr Tongue. </p> <p style="text-align: center;">Monday</p> <p>Reading activity</p> <p><input type="checkbox"/> Draw and describe one of the characters from the story you have read.</p> <p>Writing</p> <p><input type="checkbox"/> Write a set of instructions for a job you are helping with at home (e.g. setting the table, making your bed). See if someone in your family can follow your instructions. </p> <p>Spelling</p> <p><input type="checkbox"/> Week 10 spelling words → isn’t, hasn’t, wasn’t, couldn’t, haven’t</p> <p><input type="checkbox"/> Practise writing your spelling words using Look, Cover, Write and Check. Get someone to check if you were correct.</p> <p style="text-align: center;">Tuesday</p> <p>Writing</p> <p><input type="checkbox"/> Write a description about your favourite character from a book, tv show or movie. </p> <p>Speaking and Listening </p> <p><input type="checkbox"/> Pick your favourite toy. You can:</p> <ul style="list-style-type: none"> - Describe your toy to someone in your family - Record yourself talking about your toy on a device. Upload your video onto your Google Classroom. - Hint: Remember to practise talking about your toy before presenting. 	<p style="text-align: center;">Monday</p> <p>Number and Algebra </p> <p><input type="checkbox"/> Use words, pictures and numbers to represent a two-digit number of your choice.</p> <p><input type="checkbox"/> Go from room to room counting how many handles there are. Include handles on cupboards, doors, windows and drawers. Which room has the most handles? Do you have more handles on doors or drawers?</p> <p>Measurement and Geometry</p> <p><input type="checkbox"/> Draw three objects from around your home that are the same length as your hand.</p> <p style="text-align: center;">Tuesday</p> <p>Number and Algebra</p> <p><input type="checkbox"/> How many number sentences can you write that equal 32? (Use addition and subtraction).</p> <p>Statistics and Probability</p> <p><input type="checkbox"/> Draw a table (you may need Mum or Dad to help) to collect data on the 2D shapes you can find in your house. Record using tally marks.</p> <table border="1" style="width: 100%; text-align: center;"> <thead> <tr> <th>Circles</th> <th>Squares</th> <th>Triangles</th> <th>Rectangles</th> </tr> </thead> <tbody> <tr> <td> </td> <td> </td> <td> </td> <td> </td> </tr> </tbody> </table>	Circles	Squares	Triangles	Rectangles					<p style="text-align: center;">Monday</p> <p><input type="checkbox"/> Draw and label a diagram of a life cycle that you have learnt about. Explain this life cycle to someone at home. </p> <p style="text-align: center;">Tuesday</p> <p><input type="checkbox"/> Choose an Australian animal. Research what it loves to eat and design a menu for it!. Be creative! It will need something for</p> <ul style="list-style-type: none"> - Breakfast - Lunch - Dinner - Dessert
Circles	Squares	Triangles	Rectangles							



4

5

0



1

2

3

8

9



2





3

4

5

6

7





4

5

2

3



2

3

4

5

6

7