

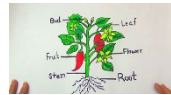


PWPS Learning from Home Plan – Year 1

INDEPENDENT	IN
SHARE WITH AN ADULT	SA
SHARE ON GOOGLE CLASSROOM	GC



While at home, here are some activities to complete. Some activities require a device and these are optional to complete. We understand that every home is different, so please complete what you can. There is no expectation that every activity is complete.

Term 2, Week 1 WEDNESDAY, THURSDAY & FRIDAY

English	Mathematics	Science & Technology	HSIE								
<p>Daily</p> <ul style="list-style-type: none"> <input type="checkbox"/> Read on your own for 10 minutes every day. (IN) <input type="checkbox"/> Spend at least 10 minutes working on Reading Eggs. (IN) <p>Wednesday</p> <p>Reading</p> <ul style="list-style-type: none"> <input type="checkbox"/> Watch the YouTube clip of the Aboriginal story "How the Kangaroos Got Their Tails" https://www.youtube.com/watch?v=MSBEGq2X-iE (IN) <input type="checkbox"/> Did you like the story? Explain why in a few sentences. (IN) <p>Speaking and Listening</p> <ul style="list-style-type: none"> <input type="checkbox"/> Retell the story you have just watched to a family member. (SA) <p>Thursday</p> <ul style="list-style-type: none"> <input type="checkbox"/> Draw and write. If you had a tail, what would it look like? (Don't forget to use some interesting words!) (GC) <p>Friday</p> <p>Writing</p> <ul style="list-style-type: none"> <input type="checkbox"/> Write a letter to your teacher about what you did at home in the school holidays. (GC) 	<p>*Reuse 0-9 number cards and dice from last term.</p> <p>Wednesday</p> <ul style="list-style-type: none"> <input type="checkbox"/> Roll a dice 2 times and add together the numbers, then add 5 to your answer. Do this 5 times (IN) <input type="checkbox"/> Roll the number dice to make a two, three OR four-digit number and write it down (example: 46) Roll the dice again, this is the number that you will be counting up by. E.g 3's 46, 49, 52, 55, 58, 61... (GC) <p>Thursday</p> <p>Number and Algebra</p> <ul style="list-style-type: none"> <input type="checkbox"/> Write a word problem for these number sentences. (GC) <table border="1" style="width: 100%;"> <thead> <tr> <th style="width: 50%;">Number Sentences</th> <th style="width: 50%;">Word Problems</th> </tr> </thead> <tbody> <tr> <td>12 + 14 =</td> <td>I have 12 balls and my friend has 14 balls. How many balls do we have altogether?</td> </tr> <tr> <td>10 + 5 =</td> <td></td> </tr> <tr> <td>9 - 4 =</td> <td></td> </tr> </tbody> </table> <p>Friday</p> <ul style="list-style-type: none"> <input type="checkbox"/> Draw 2 cards to make a two-digit number. Draw another card and add this one-digit to your two-digit number. (SA) <p>Addition and Subtraction</p> <ul style="list-style-type: none"> <input type="checkbox"/> Write the number 15. Now add 1 then 2, then 3. What is your answer? (IN) 	Number Sentences	Word Problems	12 + 14 =	I have 12 balls and my friend has 14 balls. How many balls do we have altogether?	10 + 5 =		9 - 4 =		<p>Wednesday</p> <ul style="list-style-type: none"> <input type="checkbox"/> Go for a walk in your backyard, balcony or park and see if you can find any plants. (SA) <input type="checkbox"/> Draw and describe the plants you can see (IN) <input type="checkbox"/> Label the parts such as leaf, root, stem and anything else you know. (IN) 	<p>Thursday</p> <ul style="list-style-type: none"> <input type="checkbox"/> Ask your parents the types of jobs they did when they were younger. Explain and draw a picture (SA) <input type="checkbox"/> Look at the image of milkman. Can you think of other jobs that are similar to this? (GC) 
Number Sentences	Word Problems										
12 + 14 =	I have 12 balls and my friend has 14 balls. How many balls do we have altogether?										
10 + 5 =											
9 - 4 =											
		Creative Arts	PDHPE								
		<p>Visual Arts Focus: Line Wednesday: How to draw a leaf.</p> <ul style="list-style-type: none"> <input type="checkbox"/> Watch the video and try to draw your own leaf. Remember you can pause the video! <p>https://www.youtube.com/watch?v=5PIWnH1TCG0 (IN)</p> <ul style="list-style-type: none"> <input type="checkbox"/> Draw your different sketches on paper. (IN) <p>Friday</p> <p>Animal/Leaf artwork</p> <ul style="list-style-type: none"> <input type="checkbox"/> Collect some leaves, sticks, twigs and grass from outside your home. Try and create your own animal. (SA) 	<p>Physical Education- Daily</p> <ul style="list-style-type: none"> <input type="checkbox"/> Grab a pair of socks or a paper ball, lay on the ground and throw it up in the air. Try and see if you can throw and catch this 10 times in a row. (SA) <input type="checkbox"/> Complete Move to Learn <p>Friday</p> <p>Personal Development</p> <ul style="list-style-type: none"> <input type="checkbox"/> Watch Episode 1 Details details.. https://www.esafety.gov.au/educators/classroom-resources/hectors-world/your-personal-information-online (IN) <input type="checkbox"/> Post on Google Classroom what could happen if the Ranjeet sent the information? (IN) 								

If you require support, please contact the school's email addressed as follows **Attention – CLASS NAME - TEACHER NAME:** parramattw-p.school@det.nsw.edu.au