

## PWPS Learning from Home Plan – Kindergarten


While at home, here are some activities to complete. Some activities require a device and these are optional to complete. We understand that every home is different, so please complete what you can.

There is no expectation that every activity is completed.

INDEPENDENT	IN
SHARE WITH AN ADULT	SA
SHARE ON GOOGLE CLASSROOM	GC

















### Term 2 - Week 1 – Wednesday, Thursday and Friday

English	Mathematics	Science & Technology	HSIE
<p><b>Over the week</b></p> <ul style="list-style-type: none"> <li>Draw a picture and write a sentence about something you did over the holiday. Use the recount sheet to help.</li> </ul> <p>Friday - Share this on google classroom 'English – Holiday Recount' assignment if possible. <b>(GC)</b></p> <p><b>Everyday</b></p> <ul style="list-style-type: none"> <li>Read a book or listen to a story on <a href="#">Storyline Online</a>.</li> <li>Reading Eggs and complete an assignment <b>(IN)</b> (20mins).</li> </ul> <p><b>Wednesday</b></p> <ul style="list-style-type: none"> <li>Read <a href="#">Piglet and Mama - Margaret Wild</a>.</li> <li>Make a connection to the story by drawing a picture and writing a sentence of something you like to do with your mum.</li> </ul> <p>Share this on google classroom 'English – something you like to do with your mum' assignment if possible. <b>(GC)</b></p> <p><b>Thursday</b></p> <ul style="list-style-type: none"> <li>Find a picture of your animal of the week.</li> <li>Write a sentence describing the animal's colour. Use the description sheet to help.</li> </ul> <p>e.g. The pig has a <u>pink</u> body. <b>(SA)</b></p> <p><b>Friday</b></p> <ul style="list-style-type: none"> <li>Watch this video <a href="#">'Learn the letter V'</a>. Draw pictures of words that start with 'v'. <b>(IN)</b></li> </ul>	<p><b>Wednesday</b></p> <ul style="list-style-type: none"> <li>Watch this video about <a href="#">teen numbers</a>.</li> <li>Find 13 objects e.g. socks, pencils, blocks and practise counting them.</li> <li>Draw a picture to show the number 13. <b>(IN)</b></li> </ul> <p><b>Thursday</b></p> <ul style="list-style-type: none"> <li>Watch this video <a href="#">'Number Jacks'</a>.</li> <li>Use a ruler (or object of a similar length) to find objects longer than and shorter than your ruler.</li> <li>Draw an object that was shorter and an object that was longer than your ruler. <b>(SA)</b></li> </ul> <p>Share this on google classroom 'Math – Shorter/Longer Drawing' assignment if possible. <b>(GC)</b></p> <p><b>Friday</b></p> <ul style="list-style-type: none"> <li>Watch this song about <a href="#">'length'</a>.</li> <li>Find 2 objects in your home.</li> <li>Talk about which object is longer and which object is shorter. <b>(SA)</b></li> </ul>	<p><b>Wednesday</b></p> <ul style="list-style-type: none"> <li>Watch this video about <a href="#">living and non-living things</a>.</li> <li>Look out your window.</li> <li>Draw all the living and non-living things you see. <b>(IN)</b></li> <li>Complete the living and non-living sorting activity. <b>(IN)</b></li> <li>Tell someone what makes them living and non-living things. <b>(SA)</b></li> </ul>	<p><b>Thursday</b></p> <ul style="list-style-type: none"> <li>Talk with a grown up at home about your family tree or watch this <a href="#">video</a>.</li> <li>Draw your own family tree. <b>(SA)</b></li> </ul> 
		Creative Arts	PDHPE
		<p><b>Thursday</b></p> <ul style="list-style-type: none"> <li>Warm your body up with a game of <a href="#">Simon Says</a> using different body parts. Use movements that are small (clap three times) and large (skipping in a circle).</li> <li>Sing or follow <a href="#">Heads, Shoulders, knees and Toes</a>. Try it again slowly and again as fast as you can. <b>(IN)</b></li> </ul>	<p><b>Wednesday</b></p> <ul style="list-style-type: none"> <li>Watch or read this story <a href="#">'Clark the Shark'</a>.</li> <li>Talk about why Shark the Clark was so excited. <b>(SA)</b></li> <li>Think about something Shark the Clark could do to be more respectful towards his friends. <b>(IN)</b></li> </ul> <p><b>Friday</b></p> <p>Road Safety</p> <ul style="list-style-type: none"> <li>Sticky tape a piece of string on the right corner of the chair to act as a seatbelt.</li> <li>Talk about why it is important to wear a seatbelt in different vehicles. <b>(SA)</b></li> <li>Read the e-book <a href="#">'but why?'</a></li> <li>Practise putting on your seatbelt. <b>(IN)</b></li> </ul>

If you require support, please contact the school's email addressed as follows **Attention – CLASS NAME - TEACHER NAME** : [parramattw-p.school@det.nsw.edu.au](mailto:parramattw-p.school@det.nsw.edu.au)

<i>are</i>	<i>as</i>	<i>all</i>	<i>be</i>
<i>but</i>	<i>do</i>	<i>have</i>	<i>for</i>
<i>from</i>	<i>her</i>	<i>had</i>	<i>of</i>
<i>his</i>	<i>he</i>	<i>how</i>	<i>said</i>
<i>that</i>	<i>she</i>	<i>there</i>	<i>they</i>
<i>was</i>	<i>with</i>	<i>what</i>	<i>when</i>
<i>you</i>			

# Recount

		
<h2>When?</h2>	<h2>Where?</h2>	<h2>Who?</h2>
<p>On the weekend... Last week... Yesterday... On Monday... On Tuesday...</p>	<p>I went to.... I stayed....</p>	<p>with my....</p>
	 home   shop   park   pool	 mum  dad  brother  sister  family  friend  grandma



On the weekend I went to the park with my mum and brother.

Yesterday I stayed home with my family.

### REMEMBER:

<h1>T</h1> <p>Capital Letters</p>	 <p>Finger Spaces</p>	 <p>Interesting Words</p>	 <p>Full Stops</p>	 <p>Does it make sense?</p>
-----------------------------------	--	--	---	--

# Description

		
<b>Colour</b>	<b>Size</b>	<b>Touch</b>
<p> <span style="color: red;">red</span>  <span style="color: blue;">blue</span>  <span style="color: green;">green</span>  <span style="color: yellow;">yellow</span>  <span style="color: orange;">orange</span>                      black  <span style="color: brown;">brown</span>                      white  <span style="color: red;">rainbow</span>                      grey  <span style="color: pink;">pink</span>  <span style="color: purple;">purple</span> </p>	<p>                     big                      small                      tiny                      little                      large                      huge                      wide                      thin                      long                      short                      skinny                      fat                 </p>	<p>                     bumpy                      spiky                      smooth                      fluffy                      slimy                      sticky                      rough                      pointy                      hard                      soft                      wet                      dry                 </p>

The fat cat is orange

The slimy blue fish has little fins.

## REMEMBER:

<p style="font-size: 2em; font-weight: bold; text-align: center;">T</p> <p style="text-align: center;">Capital Letters</p>	 <p style="text-align: center;">Finger Spaces</p>	 <p style="text-align: center;">Interesting Words</p>	<p style="text-align: center; font-size: 1.5em;">●</p> <p style="text-align: center;">Full Stops</p>	 <p style="text-align: center;">Does it make sense?</p>
--	--	--	--	--

Name \_\_\_\_\_

Living Things	Nonliving Things

