


INDEPENDENT	IN
SHARE WITH AN ADULT	SA
SHARE ON GOOGLE CLASSROOM	GC








## PWPS Learning from Home Plan – Year 1

While at home, here are some activities to complete. Some activities require a device and these are optional to complete. We understand that every home is different, so please complete what you can. There is no expectation that every activity is complete.

### Term 2 - Week 2 – Monday and Tuesday

English	Mathematics	Science & Technology	HSIE
<p><b>Daily</b></p> <ul style="list-style-type: none"> <li><input type="checkbox"/> Read on your own for 10 minutes everyday. <b>(IN)</b></li> <li><input type="checkbox"/> Spend at least 10 minutes working on Reading Eggs. <b>(IN)</b></li> </ul> <p><b>Monday</b></p> <p><b>Spelling</b></p> <ul style="list-style-type: none"> <li><input type="checkbox"/> Rainbow writing- use colour pencils to write your spelling words in your book. <b>(IN)</b></li> <li><input type="checkbox"/> Choose a word from the spelling list. Say a sentence aloud to someone <b>(SA)</b></li> <li><input type="checkbox"/> Write a sentence for each spelling word. (Check that you have a capital letter, full stop or question mark.</li> <li><input type="checkbox"/> Does your sentence make sense?) <b>(GC)</b></li> </ul> <p><b>Reading</b></p> <ul style="list-style-type: none"> <li><input type="checkbox"/> Watch the YouTube clip of Rod Clement's book "Olga the Brolga" <b>(IN)</b> <a href="https://www.youtube.com/watch?v=B6nTbiYYj2o">https://www.youtube.com/watch?v=B6nTbiYYj2o</a></li> <li><input type="checkbox"/> Retell the story you have just watched to a family member. <b>(SA)</b></li> </ul> <p><b>Tuesday Reading</b></p> <ul style="list-style-type: none"> <li><input type="checkbox"/> How would you feel if no one wanted to dance with you? Draw a picture of you and your friends dancing together. <b>(GC)</b></li> <li><input type="checkbox"/> Mother's Day is coming up. What makes your mother or mother figure special to you? Go and tell them. <b>(SA)</b></li> </ul>	<p><b>Daily TEN activity: Add the groups</b></p> <ul style="list-style-type: none"> <li><input type="checkbox"/> <a href="https://www.youtube.com/watch?v=GVWx-iXoDM">https://www.youtube.com/watch?v=GVWx-iXoDM</a> <b>(IN)</b></li> </ul> <p>The instructions and resources for this week's TEN game will be assigned as an assignment in the classwork tab found in Google Classroom. <b>(IN)</b></p> <p><b>This week's maths tasks will be made available as an assignment on Google classroom. There will be a Google Slides with some teaching and activities to complete.</b></p> <p><b>Monday: Addition and Subtraction</b> Task: Using a number line to add and subtract.</p> <ol style="list-style-type: none"> <li>1. Roll dice and place marker above the number shown</li> <li>2. Roll again and move the marker up by the amount shown eg. 6 + 5 = <input type="checkbox"/> Move up 5 places.</li> <li>3. Repeat the same steps for subtraction but move the marker down to take away. <b>(GC)</b></li> </ol> <p><b>Tuesday: Number and Algebra</b> Task: Dice game - Number sentences.</p> <ol style="list-style-type: none"> <li>1. Roll 6 dice (you can use more dice) <a href="https://mathsbot.com/manipulatives/dice">https://mathsbot.com/manipulatives/dice</a></li> <li>2. Group the dice that add up to the number 10.</li> <li>3. Roll dice again until you find pairs or groups.</li> <li>4. Continue until you can't make any more combinations <b>(SA)</b></li> </ol>	<p><b>Monday</b></p> <p><b>Plant Life Cycle</b></p> <ul style="list-style-type: none"> <li><input type="checkbox"/> Watch this video about what plants need to survive and grow <a href="https://www.youtube.com/watch?rel=ad=9&amp;v=dUBIQ1fTRzI">https://www.youtube.com/watch?rel=ad=9&amp;v=dUBIQ1fTRzI</a> <b>(IN)</b></li> <li><input type="checkbox"/> Use the Venn diagram to compare the needs of plants to the needs of humans. How are they different and how are they similar? <b>(GC)</b></li> </ul>	<p><b>Tuesday</b></p> <p>Look at the page of switchboard operators. How do you think this job would be done today? <b>(SA)</b></p> <div style="text-align: right;">  </div> <p>Pretend you are a worker from the past. Write a letter to someone describing the job that you have. <b>(GC)</b></p>
		<p style="text-align: center;"><b>Creative Arts</b></p> <p><b>Monday: Visual Arts</b></p> <p><b>Activity 1: How to draw a flower (IN)</b></p> <ul style="list-style-type: none"> <li><input type="checkbox"/> Watch the video and try to draw your own flower. Remember you can pause the video! <a href="https://www.youtube.com/watch?v=zY1269CaCFk">https://www.youtube.com/watch?v=zY1269CaCFk</a></li> </ul> <p><b>Tuesday: Dance</b></p> <ul style="list-style-type: none"> <li><input type="checkbox"/> Click on the link below. This week we will be looking at warming up and cooling down when dancing. <a href="https://www.youtube.com/watch?v=Y5A8OcQW9w0&amp;feature=youtu.be">https://www.youtube.com/watch?v=Y5A8OcQW9w0&amp;feature=youtu.be</a></li> </ul> <p>Once you have learnt the dance- have a go and post your video onto Google Classroom <b>(GC)</b></p>	<p style="text-align: center;"><b>PDHPE</b></p> <p><b>Monday</b></p> <ul style="list-style-type: none"> <li><input type="checkbox"/> Re-watch Episode 1 <a href="https://www.esafety.gov.au/educators/classroom-resources/hectors-world/your-personal-information-online">https://www.esafety.gov.au/educators/classroom-resources/hectors-world/your-personal-information-online</a> <b>(IN)</b></li> <li><input type="checkbox"/> After watching the video about Hector, post who you can share your information with. <b>(SA)</b></li> <li><input type="checkbox"/> Write two special things about you that you would share our Google Classroom <b>(GC)</b></li> </ul> <p><b>Monday and Tuesday: Fitness</b></p> <ul style="list-style-type: none"> <li><input type="checkbox"/> Complete this challenge for 5 minutes- Do this with someone in your family. <b>(SA)</b> <a href="https://www.youtube.com/watch?v=SbFqQarDM50">https://www.youtube.com/watch?v=SbFqQarDM50</a></li> </ul>

**Term 2 - Week 2 – Wednesday, Thursday and Friday**

English	Mathematics	Science & Technology	HSIE
<p><b>Wednesday: Grammar</b></p> <ul style="list-style-type: none"> <li>Watch the video about proper nouns (IN) <a href="https://www.youtube.com/watch?v=yuyewH_cpI">https://www.youtube.com/watch?v=yuyewH_cpI</a></li> <li>Write the names of people and places you know (remember to use capital letters). E.g. your name, your school's name, months of the year or cities. (IN)</li> </ul> <p><b>Speaking and Listening</b></p> <ul style="list-style-type: none"> <li>Ask mum or dad to tell you a story from when they were little. Create a 'story map' using the headings <b>beginning, middle</b> and <b>end</b>. (SA)</li> </ul> <p><b>Thursday: Grammar</b></p> <ul style="list-style-type: none"> <li>Cut out &amp; sort the pictures into common nouns and proper nouns. (IN)</li> </ul>  <p><b>Reading</b></p> <ul style="list-style-type: none"> <li>Use your 'story map' to retell the story you planned yesterday to a family member. (SA)</li> </ul> <p><b>Friday Handwriting</b></p> <ul style="list-style-type: none"> <li>Watch the following handwriting video on the letter 'f'. Remember it is a tall letter! Practice writing your own letter 'f'. <a href="https://www.youtube.com/watch?v=iYmx6GoJ4Mw&amp;list=PLnOzSJYwjmDbLo0QDEX-F1oYm9-ljX_xj&amp;index=7&amp;t=0s">https://www.youtube.com/watch?v=iYmx6GoJ4Mw&amp;list=PLnOzSJYwjmDbLo0QDEX-F1oYm9-ljX_xj&amp;index=7&amp;t=0s</a> (IN)</li> </ul> <p><b>Writing</b></p> <ul style="list-style-type: none"> <li>Publish your recount by writing it up neatly or typing it up. Remember to use the words <b>beginning, middle</b> and <b>end</b>. (GC)</li> </ul>	<p><b>Wednesday</b></p> <p>Task: <b>Strike it out</b></p> <ul style="list-style-type: none"> <li>Watch the video on how to play: <a href="https://www.youtube.com/watch?time_continue=15&amp;v=G2RAOosfe-s&amp;feature=emb_logo">https://www.youtube.com/watch?time_continue=15&amp;v=G2RAOosfe-s&amp;feature=emb_logo</a></li> </ul> <p><b>Refer to Google Slides for more information. (IN)</b></p> <p><b>Thursday</b></p> <p>Task: Balancing number sentences</p>  <ul style="list-style-type: none"> <li>Using the number line: <a href="https://www.coolmath4kids.com/manipulatives/number-line">https://www.coolmath4kids.com/manipulatives/number-line</a></li> <li>Find number sentences that equal the same amount. For example (GC)</li> </ul> <p><b>Friday</b></p> <p>Task: Addition by counting on and back</p> <p><a href="https://apps.mathlearningcenter.org/number-frames/">https://apps.mathlearningcenter.org/number-frames/</a></p> <p><a href="https://mathsbot.com/manipulatives/dice">https://mathsbot.com/manipulatives/dice</a></p> <ol style="list-style-type: none"> <li>Roll one dice and place the amount shown on the frame or board. Or use a marker to circle or draw the amount.</li> <li>Roll again and repeat</li> <li>Find the total by counting on from the first number, eg 5 + 3 = ? 6, 7, 8 the answer is 8</li> <li>Repeat for subtraction (counting back) (IN)</li> </ol>	<p><b>Wednesday</b></p> <p><b>New: Physical Science – Forces</b></p> <ul style="list-style-type: none"> <li>Look around your house and find five different objects.</li> <li>Draw pictures of those objects and describe how they move. (GC)</li> </ul> <p style="text-align: center;"><b>Creative Arts</b></p> <p><b>Friday</b></p> <p><b>Activity 2: Mothers Day</b></p> <ul style="list-style-type: none"> <li>If you do not have coloured paper - colour the head, stem, leaves and petals first of your flower first. (IN)</li> </ul> <p><b>Steps</b></p> <ol style="list-style-type: none"> <li>Cut out the head, stem and leaves of the flower.</li> <li>Cut out the long strips for the petals.</li> <li>Join the ends of the strips together to make a circle (petal).</li> <li>Stick the petals on the head of the flower.</li> <li>Stick the stem on.</li> <li>Stick the head of the flower on with its petal</li> <li>Stick the leaves on, fold the top of the leaves up so they look 3D. (SA)</li> </ol>  <p>Try and surprise that special person on Mother's Day!</p>	<p><b>Thursday</b></p> <ul style="list-style-type: none"> <li>Look at the picture of the mailman and read the information. Write and send information on Google Classroom</li> <li>Do you know how letters and parcels are delivered today?</li> <li>What types of transport can be used today?</li> <li>Describe how they did it in the picture in 1912? (GC)</li> </ul>  <p style="text-align: center;"><b>PDHPE</b></p> <p><b>Friday</b></p> <p><b>Physical Education</b></p> <ul style="list-style-type: none"> <li>Grab a pair of socks and sit on a chair. Grab a bucket or pot or small paper bin and see if you can throw the ball 10 times in a row. (IN)</li> <li>Try throwing overarm and challenge someone else! (SA)</li> </ul>  <p><b>Personal Development</b></p> <p><b>Trust- Post this on Google Classroom</b></p> <ul style="list-style-type: none"> <li>Draw a picture of someone you can trust when you are online (GC)</li> <li>Underneath your picture write three examples of why you trust that person (GC) <i>Eg: teacher- I trust my teacher because they can help me when I am online if I am not sure of something.</i></li> </ul>

