


INDEPENDENT	IN
SHARE WITH AN ADULT	SA
SHARE ON GOOGLE CLASSROOM	GC





PWPS Learning from Home Plan – Year 2

While at home, here are some activities to complete. Some activities require a device and these are optional to complete. We understand that every home is different, so please complete what you can. There is no expectation that every activity is complete.

WEEK 2 - MONDAY & TUESDAY

English	Mathematics	Science & Technology	HSIE
<ul style="list-style-type: none"> <input type="checkbox"/> Read on your own for 10 minutes every day. (IN) <input type="checkbox"/> Spend at least 10 minutes working on Reading Eggs. (IN) Spelling <input type="checkbox"/> Rainbow writing- use colour pencils to write your spelling words (IN) <input type="checkbox"/> Choose 3 words from the spelling list. Say a sentence aloud to someone. (SA) <input type="checkbox"/> Write a sentence for each spelling word. (Check that you have a capital letter, full stop or question mark. <input type="checkbox"/> Does your sentence make sense? (GC) Reading and Responding <input type="checkbox"/> Watch the YouTube clip of Rod Clement's book "Olga the Brolga" (IN) https://www.youtube.com/watch?v=B6nTbiYYj2o <input type="checkbox"/> Retell the story you have just watched to a family member. (SA) Tuesday: Comprehension <input type="checkbox"/> Olga the Brolga questions <ol style="list-style-type: none"> 1. What did Olga want to do? 2. Why didn't anyone want to dance with Olga? 3. How would you feel if no one wanted to dance with you? (IN) 4. Why is it important to have friends? <input type="checkbox"/> How would you feel if no one wanted to dance with you? Draw a picture of you and your friends dancing together. (GC) 	<ul style="list-style-type: none"> Daily TEN activity: (IN) <i>Add the groups</i> https://www.youtube.com/watch?v=Gvwx-iXoDM <input type="checkbox"/> The instructions and resources for this week's TEN game will be assigned as an assignment in the classwork tab found in google classroom. Monday <input type="checkbox"/> Watch <i>Jump Strategy Introduction</i> Video on the <i>jump strategy</i> google slides (IN). <input type="checkbox"/> Work through <i>Jump Strategy</i> google slides (SA). Tuesday <input type="checkbox"/> Jump strategy bingo (printed version or google slide version to choose between) (IN or SA). <ol style="list-style-type: none"> 1. Choose a bingo board (play by yourself or with a friend). 2. Pick a card and solve the problem using the jump strategy. 3. Find the answer on your bingo board and place an object over the top. First to get three in a row wins. <input type="checkbox"/> Jump strategy worksheet (GC). <input type="checkbox"/> Extra practise (optional) – go onto Math Seeds and complete the assigned activities for addition and subtraction (IN). 	<ul style="list-style-type: none"> Monday Plant Life Cycle <input type="checkbox"/> Watch this video about what plants need to survive and grow https://www.youtube.com/watch?reload=9&v=dUBIQ1fTRzI (IN) <input type="checkbox"/> Use the Venn diagram to compare the needs of plants to the needs of humans. How are they different and how are they similar? (GC) 	<ul style="list-style-type: none"> Tuesday <input type="checkbox"/> Look at the page of switchboard operators. How do you think this job would be done today? (SA) <input type="checkbox"/> Pretend you are a worker from the past. Write a letter to someone describing the job that you have. (GC) 
		Creative Arts	PDHPE
		<ul style="list-style-type: none"> Monday: Visual Arts Activity 1: How to draw a flower (IN) <input type="checkbox"/> Watch the video and try to draw your own flower. Remember you can pause the video! https://www.youtube.com/watch?v=zY1269CaCFk Tuesday: Dance <input type="checkbox"/> Click on the link below. This week we will be looking at warming up and cooling down when dancing. https://www.youtube.com/watch?v=Y5A8OcQW9w0&feature=youtu.be <input type="checkbox"/> Once you have learnt the dance- have a go and post your video onto Google Classroom (GC) 	<ul style="list-style-type: none"> Monday <input type="checkbox"/> Re-watch Episode 1 https://www.esafety.gov.au/educators/classroom-resources/hectors-world/your-personal-information-online (IN) <input type="checkbox"/> After watching the video about Hector, post who you can share your information with. (SA) <input type="checkbox"/> Write two special things about you that you would share our Google Classroom (GC) Monday and Tuesday: Fitness <input type="checkbox"/> Complete this challenge for 5 minutes- Do this with someone in your family. (SA) https://www.youtube.com/watch?v=SbFqQarDM50

WEEK - WEDNESDAY, THURSDAY & FRIDAY

English	Mathematics	Science & Technology	History & Geography
<p>Wednesday: Grammar</p> <ul style="list-style-type: none"> <input type="checkbox"/> Watch the video about proper nouns (IN) https://www.youtube.com/watch?v=yuyewH_cpl <input type="checkbox"/> Write the names of people and places you know (remember to use capital letters). E.g. your name, your school's name, months of the year or cities. (IN) <p>Speaking and Listening</p> <ul style="list-style-type: none"> <input type="checkbox"/> Ask mum or dad to tell you a story from when they were little. Create a 'story map' using the headings beginning, middle and end. (SA) <p>Thursday: Grammar</p> <ul style="list-style-type: none"> <input type="checkbox"/> Cut out & sort the pictures into common nouns and proper nouns. (IN) <p>Reading</p> <ul style="list-style-type: none"> <input type="checkbox"/> Use your 'story map' to retell the story you planned yesterday to a family member. (SA) <p>Friday</p> <p>Handwriting</p> <ul style="list-style-type: none"> <input type="checkbox"/> Watch the following handwriting video on the letter 'f'. Practice writing your own letter 'f'. https://www.youtube.com/watch?v=iYmx6GoJ4Mw&list=PLnOzSJYwjmDbLo0QDEX-F1oYm9-ljX_xj&index=7&t=0s (IN) <p>Writing</p> <ul style="list-style-type: none"> <input type="checkbox"/> Publish your recount by writing it up neatly or typing it up. Remember to use the words beginning, middle and end. (GC) 	<p>Wednesday</p> <ul style="list-style-type: none"> <input type="checkbox"/> Number talk – write down everything you know about the number 120 (GC). *HINT - Think about this number might look using blocks, tally marks, addition, subtraction, odd or even number, money, time, etc. Be creative! There is no wrong answer. <p>Thursday</p> <ul style="list-style-type: none"> <input type="checkbox"/> Watch <i>Split Strategy Introduction</i> video on the <i>split strategy</i> google slides (IN). <input type="checkbox"/> Work through <i>Split Strategy</i> google slides (SA). <p>Friday</p> <ul style="list-style-type: none"> <input type="checkbox"/> Split Strategy Dominos – addition game (printed version or google slide version to choose between). <input type="checkbox"/> Complete the split strategy worksheet (GC). 	<p>Wednesday</p> <p>New: Physical Science – Forces</p> <ul style="list-style-type: none"> <input type="checkbox"/> Look around your house and find five different objects. <input type="checkbox"/> Draw pictures of those objects and describe how they move. (GC) 	<p>History</p> <p>Thursday</p> <ul style="list-style-type: none"> <input type="checkbox"/> Look at the picture of the mailman and read the information. Write and send information on Google Classroom  <input type="checkbox"/> Do you know how letters and parcels are delivered today? <input type="checkbox"/> What types of transport can be used today? <input type="checkbox"/> Describe how they did it in the picture in 1912? (GC)
		Creative Arts	PDHPE
		<p>Friday</p> <p>Activity 2: Mother's Day</p> <ul style="list-style-type: none"> <input type="checkbox"/> If you do not have coloured paper - colour the head, stem, leaves and petals first of your flower first. (IN) <p>Steps</p> <ol style="list-style-type: none"> 1. Cut out the head, stem and leaves of the flower. 2. Cut out the long strips for the petals. 3. Join the ends of the strips together to make a circle (petal). 4. Stick the petals on the head of the flower. 5. Stick the stem on. 6. Stick the head of the flower on with its petal 7. Stick the leaves on, fold the top of the leaves up so they look 3D. (SA) 	<p>Thursday and Friday:</p> <p>Physical Education</p> <ul style="list-style-type: none"> <input type="checkbox"/> Grab a pair of socks and sit on a chair. Grab a bucket or pot or small paper bin and see if you can throw the ball 10 times in a row. (IN) <input type="checkbox"/> Try throwing overarm and challenge someone else! (SA) <p>Personal Development</p> <p>Trust</p> <ul style="list-style-type: none"> <input type="checkbox"/> Draw a picture of someone you can trust when you are online (GC) <input type="checkbox"/> Underneath your picture write three examples of why you trust that person (GC) <p><i>Eg: teacher- I trust my teacher because they can help me when I am online if I am not sure of something.</i></p> 