



INDEPENDENT	IN
SHARE WITH A FAMILY MEMBER	SA
SHARE ON GOOGLE CLASSROOM	GC





## PWPS Learning from Home Plan – Year 1

While at home, here are some activities to complete. Some activities require a device and these are optional to complete. We understand that every home is different, so please complete what you can. There is no expectation that every activity is complete.

Term 2 - Week 3 - Monday and Tuesday			
English	Mathematics	Science & Technology	HSIE
<p><b>Daily</b></p> <ul style="list-style-type: none"> <li>Read on your own for 10 minutes everyday. <b>(IN)</b></li> <li>Spend at least 10 minutes working on Reading Eggs. <b>(IN)</b></li> </ul> <p><b>Monday</b></p> <ul style="list-style-type: none"> <li>Look, Say, Cover and Write. Check your spelling words in your book. <b>(IN)</b></li> <li>Write a sentence for each spelling word. <b>(IN)</b></li> <li>Watch "Counting on Frank" </li> <li><a href="https://www.youtube.com/watch?v=BhtmbqW3mvl">https://www.youtube.com/watch?v=BhtmbqW3mvl</a> <b>(IN)</b></li> <li>Retell the story to your family. <b>(SA)</b></li> </ul> <p><b>Tuesday</b></p> <ul style="list-style-type: none"> <li>Choose 4 words from your spelling list. Put them in alphabetical order. E.g. pat, hat, cat, mat → cat, hat, mat, pat <b>(SA)</b></li> <li>Draw a picture of a jar filled with jelly beans. Ask a family member to guess how many jellybeans are in the jar. <b>(SA)</b></li> <li>Have a chat with mum and dad. Ask these questions: <b>(SA)</b></li> </ul> <p>-How did you communicate with your friends when you were younger?</p> <p>-How do we communicate with our family and friends now?</p>	<p><b>Daily TEN activity: Add the Cards</b></p> <ul style="list-style-type: none"> <li><a href="https://www.youtube.com/watch?time_continue=4&amp;v=Fazx-Q-NFs&amp;feature=emb_title">https://www.youtube.com/watch?time_continue=4&amp;v=Fazx-Q-NFs&amp;feature=emb_title</a> <b>(IN)</b></li> <li>Refer to Google Classroom for more instruction <b>(IN)</b></li> </ul> <p><i>If you are using an iPad to complete this - you will need to download the 'Google Slides' app.</i></p> <p><b>Monday</b></p> <p><b>Double, near double dominoes (GC)</b></p> <p><b>To play:</b></p> <ol style="list-style-type: none"> <li>Choose a domino</li> <li>Add both sides together</li> <li>Show it on a number line and write the answer</li> <li>Repeat with other dominoes</li> </ol> <p>Note: The dominoes show doubles and near doubles.</p> <p><b>Tuesday</b></p> <p><b>Bridging to 10 (GC)</b></p> <p><b>To play:</b></p> <ol style="list-style-type: none"> <li>Find the missing number in these number sentences. <ul style="list-style-type: none"> <li><math>8 + 3 = 10 + ?</math></li> <li><math>28 + 5 = 30 + ?</math></li> <li><math>27 + 5 = 30 + ?</math></li> </ul> </li> <li>Show your answer on a number line and write them on paper.</li> </ol>	<p><b>Monday</b></p> <p><b>Parts of a flower/plant</b></p> <ul style="list-style-type: none"> <li>Watch "The Tiny Seed" by Eric Carle <b>(IN)</b></li> <li><a href="https://www.youtube.com/watch?v=ls6wTeT2cKA">https://www.youtube.com/watch?v=ls6wTeT2cKA</a></li> <li>Think about what happened to all the seeds in the story. Share with someone if you can. <b>(SA)</b></li> </ul> <p>Extra – <b>With an adult</b>, cut open a fruit that has a seed in it (e.g. apple). Draw and label the seeds.</p> <p><b>Creative Arts</b></p> <p><b>Monday</b></p> <p><b>Focus: Pattern</b></p> <ul style="list-style-type: none"> <li>Watch 'How to draw a ladybug'.</li> <li><a href="https://www.youtube.com/watch?v=t5kXeJOUmc">https://www.youtube.com/watch?v=t5kXeJOUmc</a></li> <li>Try to draw your own ladybug. Remember you can pause the video! <b>(IN)</b>.</li> </ul>	<p><b>Tuesday</b></p> <p>Write and draw a picture to show:</p> <ul style="list-style-type: none"> <li>What the Allen Family did each day of the week on their holidays back then.</li> <li>What do you do with your family on holidays? <b>(GC)</b></li> </ul> <p>For the first task use terms such as "long ago" or "back in the olden days" or "last century"</p>  <p><b>PDHPE</b></p> <p><b>Monday and Tuesday Fitness</b></p> <ul style="list-style-type: none"> <li>Complete the new 5 minute challenge on both days. Can you keep up with Betsy? <b>(IN)</b></li> <li><a href="https://www.youtube.com/watch?v=u01QBQ8Syk">https://www.youtube.com/watch?v=u01QBQ8Syk</a></li> </ul> <p><b>Tuesday Personal Development</b></p> <ul style="list-style-type: none"> <li>Watch Episode 2: Welcome to the carnival <b>(IN)</b></li> <li><a href="https://www.esafety.gov.au/educators/classroom-resources/hectors-world/your-personal-information-online">https://www.esafety.gov.au/educators/classroom-resources/hectors-world/your-personal-information-online</a></li> <li>Who in our lives can we turn to when we are in trouble? Why? <b>(SA)</b></li> </ul>

**Term 2 - Week 3 – Wednesday, Thursday and Friday**

English	Mathematics	Science & Technology	HSIE						
<p><b>Wednesday (School Task)</b></p> <ul style="list-style-type: none"><li>Use the letter template to plan a letter to a friend you miss from school. Tell them about what you are doing at home. <b>(IN)</b></li></ul> <p><b>Thursday</b></p> <ul style="list-style-type: none"><li>What is a pronoun? Watch the video to learn about pronouns: <b>(IN)</b> <a href="https://www.youtube.com/watch?v=c4300UIdkFg">https://www.youtube.com/watch?v=c4300UIdkFg</a></li><li>In your book list all the pronouns you remember from the video. <b>(IN)</b></li></ul> <div></div> <ul style="list-style-type: none"><li>Rewrite the sentences below in your book but use pronouns for “Max” and “Mum”. <b>(GC)</b></li></ul> <p><b>Mum went to get Max at school. Max waited for mum. Mum didn’t come. Max went to the office. Max called mum. Mum forgot to get Max. Finally, mum came and took Max home.</b></p> <ul style="list-style-type: none"><li>Read your letter out aloud to a family member using the plan you made yesterday. <b>(SA)</b></li></ul> <p><b>Friday</b></p> <ul style="list-style-type: none"><li>Watch the following handwriting video on the letter ‘h’. Remember it is a tall letter! Practice writing your own letter ‘h’. <b>(IN)</b> <a href="https://tinyurl.com/yauxpogn">https://tinyurl.com/yauxpogn</a></li><li>Edit and rewrite your letter in your best writing. Make sure you have a heading, greeting, body, closing and signature. <b>(GC)</b></li></ul>	<p><b>Wednesday (School Task)</b></p> <ul style="list-style-type: none"><li>Number talk - Tell me what strategy you would use to answer the question: 16 + 12 = ? <b>(IN)</b> For example, you can show your thinking on a number line.</li><li>Use a Jamboard to show your thinking. <b>(IN)</b></li></ul> <p><b>Thursday</b></p> <p><b>Partition numbers to add</b></p> <p><b>To play:</b></p> <ol style="list-style-type: none"><li>Find and write the answers to the following number sentences:</li></ol> <table><tr><td>5 + 8 =</td><td>18 + 4 =</td></tr><tr><td>9 + 4 =</td><td>26 + 8 =</td></tr><tr><td>6 + 8 =</td><td>39 + 5 =</td></tr></table> <ol style="list-style-type: none"><li>Break the numbers up (partition them) to make finding the answer easier eg. 6 + 8 = ? Break up 8 into 4 and 4. The number sentence becomes 6 + 4 + 4.</li></ol> <p><b>Friday</b></p> <p><b>Target number</b></p> <ol style="list-style-type: none"><li>Draw a single clothes line or use a piece of string and hang it.</li><li>Write the numbers 1 to 10 on paper and the symbols + - =. You will need two of each</li><li>Use a ten-sided dice <a href="https://mathsstarters.net/dice/">https://mathsstarters.net/dice/</a> roll it twice and hang (using pegs) the numbers and symbols.</li><li>Find another number sentence that equals the same amount. For example: 9 + 6 = 10 + 5</li><li>Repeat these steps for both addition and subtraction to find as many as you can.</li><li>Write your answers on paper.</li></ol>	5 + 8 =	18 + 4 =	9 + 4 =	26 + 8 =	6 + 8 =	39 + 5 =	<p><b>Wednesday (School Task)</b></p> <p><b>Physical Science – Forces</b></p> <ul style="list-style-type: none"><li>Open <b>Forces 1 Slides</b> on Google Classroom <b>(SA)</b></li><li>Watch a video about forces</li><li><a href="https://www.youtube.com/watch?v=mEg5GOVpUIE">https://www.youtube.com/watch?v=mEg5GOVpUIE</a></li><li>Use 3 objects and test the force of push. Tell someone in your family what push is. <b>(SA)</b></li></ul> <p>Record your observations using pictures and sentences to explain what happens. For example, “If I push the door, I notice that ...”. <b>(IN)</b></p> <div><div>Creative Arts</div><p><b>Wednesday</b></p><p><b>Activity 2: Ladybug artwork (School Task)</b></p><p>*If you do not have coloured paper, you will need to colour in your ladybug’s body!</p><div></div><ol style="list-style-type: none"><li>Draw two semicircles (wings) and colour them red.</li><li>Draw some black dots on your red wings.</li><li>Draw two long rectangles (antennas) and colour them black</li><li>Paint or colour your toilet roll black.</li><li>Glue your wings and antennae onto the body.</li><li>Draw eyes and stick them on the body.</li></ol></div>	<p><b>Wednesday (School Task)</b></p> <ul style="list-style-type: none"><li>Have a look at the pictures of the Allen Family over 100 years ago. <a href="https://www.sl.nsw.gov.au/learning/history-holidays-past-and-present/holidays-past">https://www.sl.nsw.gov.au/learning/history-holidays-past-and-present/holidays-past</a></li><li>Describe what you see with another person <b>(SA)</b></li><li>What type of activities did the Allen Family do? <b>(IN)</b></li><li>Are these the same or different to what you do today? <b>(IN)</b></li></ul> <div><div>PDHPE</div><p><b>Wednesday Sport (School Task)</b></p><ul style="list-style-type: none"><li>Complete the throwing and catching activities at school.</li></ul><p><b>Thursday</b></p><p><b>Sport</b></p><ul style="list-style-type: none"><li>Follow the video and complete the activities. You need a pair a socks and your water bottle. You do not need to have a logbook for this. Just have a go! <a href="https://vimeo.com/413420570/0a66eb3963">https://vimeo.com/413420570/0a66eb3963</a></li></ul><p><b>Friday</b></p><p><b>Personal Development</b></p><ul style="list-style-type: none"><li>Re-watch the video from Tuesday</li><li>Draw a picture of the character you trust and one who you do not trust? Label the character and write a sentence why? <b>(IN)</b></li></ul></div>
5 + 8 =	18 + 4 =								
9 + 4 =	26 + 8 =								
6 + 8 =	39 + 5 =								

If you require support, please contact the school's email addressed as follows **Attention – CLASS NAME - TEACHER NAME** [parramattw-p.school@det.nsw.edu](mailto:parramattw-p.school@det.nsw.edu).